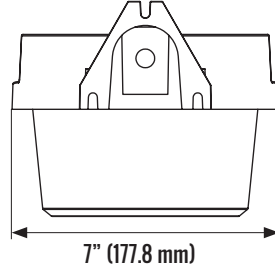
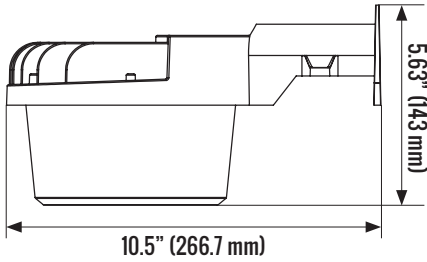


**PRODUCT CODE:BL107D-35U5PC-BL**
**7" LED BARN LIGHT / PHOTOCELL INSTALLED**


### PRODUCT DESCRIPTION

The new Etlin-Daniels LED Barn / Yard luminaires offer an energy efficient solution for farms and outdoor general illumination. Each fixture is equipped with a photocell that provides maintenance free dusk to dawn lighting. Employing Driver on Board LED technology, with outstanding photometric performance, the new BL series allows for greater pole spacing and lower power density.

Can be wall or post mounted with the integral bracket, or onto a 1-5/8" mast arm. Mounting arm optional. Each fixture has an ultra-durable powder topcoat, providing excellent resistance to corrosion, ultra-violet degradation and abrasion.

For more energy savings, take advantage of the available 0-10V Continuous Dimming.

### FEATURES


- Outdoor LED Light Source
- Integral 2.5kv surge suppression protection
- Wet location rated
- Photocell equipped.
- 3' Power Cord Standard.
- 23" Mounting arm available
- Available in 35W & 70W
- 0-10V Continuous Dimming
- 5 year warranty
- L70 - >54,000 hours
- DLC 5.1 Premium

### PRODUCT SPECIFICATIONS (OPTICAL DATA)

LED TYPE	LED QTY	SYSTEM EFFICACY	LUMENS	COLOR TEMPERATURE	BEAM ANGLE	CRI	SYSTEM EFFICIENCY	VOLTAGE	POWER FREQ.	POWER FACTOR	HARMONIC DISTORTION
SMD 2835	96 CHIPS	117.14 LM/W	4100LM	5000K	112°	>70CRI	84%	AC120-277V	50-60HZ	> 0.99	< 20%

### PRODUCT SPECIFICATIONS (ELECTRICAL DATA)

### PRODUCT SPECIFICATIONS

WATTAGE	FIXTURE MATERIAL	INGRESS PROTECT	LIFE SPAN	STORAGE TEMP	OPERATING TEMP	PRODUCT DIMENSIONS	CARTON SIZE	
35W	ALUMINUM HOUSING	IP54	>50,000 HOURS	-40°C~+85°C -40°F~+185°F	-40°C~+50C -40°F~+122°F	10.5 X 7 X 5.63 INCHES (266.7 X 177.8 X 143 MM)	15.5 X 12.6 X 8.3 INCHES (395 X 320 X 210 MM)	

### ADDITIONAL INFORMATION

**INSTALLATION METHOD**
**WALL MOUNT**
**FIXTURE COLOR**
**BLACK, POWDER TOP COAT**
**CONTROL TYPE**
**PHOTOCELL**

CATALOG #		TYPE
PROJECT		DATE
PREPARED BY		

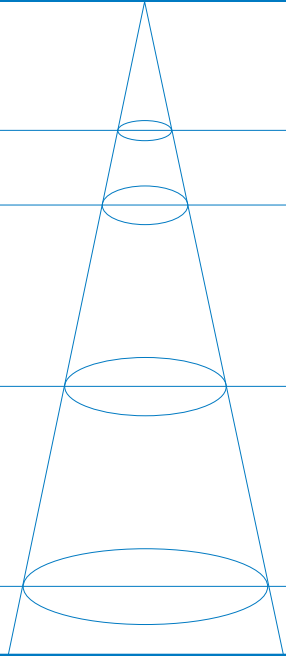
**PRODUCT CODE:BL107D-35U5PC-BL**

**7" LED BARN LIGHT / PHOTOCELL INSTALLED**

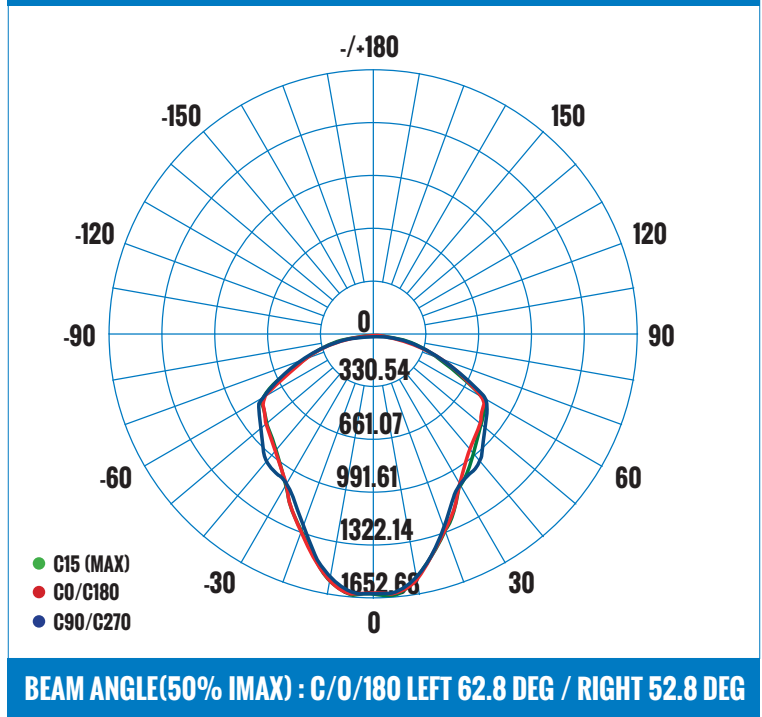


**LUMINAIRE PHOTOMETRIC (TEST REPORT)**

**ILLUMINANCE (AT A DISTANCE) - FLUX OUT: 4449.4LM**

2.62FT 0.8M	2938.1, 2111.9 LX		7.84FT 238.89 CM
3.28FT 1M	1652.7, 1187.9 LX		10.45FT 318.52 CM
6.56FT 2M	413.2, 297.0 LX		20.89FT 637.03 CM
9.84FT 3M	183.6, 132.0 LX		31.35FT 955.55 CM
<b>HT</b>	<b>EAVG/EMAX</b>		<b>ANGLE: 115.75DEG</b>

**LUMINOUS INTENSITY DISTRIBUTION DIAGRAM**



**CERTIFICATIONS**



**DRIVER/LED CHIP**



**ACCESSORIES**



**ORDERING INFORMATION - BL107D SERIES**

SERIES	SIZE	DRIVER ON BOARD	WATTAGE	VOLTAGE	COLOR TEMPERATURE	CONTROL	LENS
E.G. BL	107	D	35	U	5	PC	BL
BL - BARN LIGHT	107 - 7"	D - DRIVER ON BOARD	35 - 35W	U- 120-277V	5 - 5000K	PC - PHOTOCELL	BL - BLACK

Head Office - 1850 Wilson Ave. · Toronto, ON · M9M 1A1 · Tel: 416.741.7336 · Fax: 416.741.9104

Toll Free: in Canada. 1.800.661.9610 · in USA. 1.888.762.5384 (SOCKETS4U)

www.etlin-daniels.com · For sales/service questions - sales@etlin.com