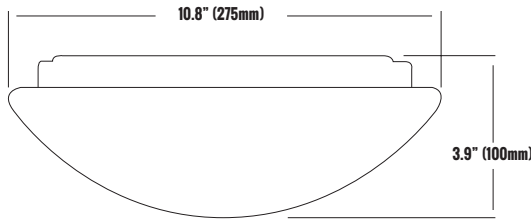


CATALOG #		TYPE
PROJECT		DATE
PREPARED BY		

**PRODUCT CODE: CM211M-121WHPS4N**
**LED FLUSHMOUNT/11 INCH ROUND PUFF/LOW PROFILE**
**A15**

**CEILING FLUSH MOUNTS**

## PRODUCT DESCRIPTION

The Etlin-Daniels CM211M-121WHPS4N LED Ceiling Flushmount fixture offers the latest in compact design, energy efficiency and optical control. This new model features a built in Microwave Sensor which provides for enhanced energy savings - when there is no occupancy, the fixture will turn itself off. This easy to install flushmount features a durable polystyrene lens and is perfect for a wide range of residential, hospitality, institutional and commercial applications.

## FEATURES

- LED Indoor Light Source
- Low profile design
- Durable polystyrene lens is removable for both installation and maintenance.
- Suitable for damp locations
- **Microwave sensor installed for enhanced energy savings**
- 5 year warranty
- L70 - 50,000 hours
- Energy Star certified

## PRODUCT SPECIFICATIONS (OPTICAL DATA)

LED TYPE	LED QTY	SYSTEM EFFICACY	LUMENS	COLOR TEMPERATURE	BEAM ANGLE	CRI	SYSTEM EFFICIENCY	VOLTAGE	POWER FREQ.	POWER EFFICIENCY	POWER FACTOR	HARMONIC DISTORTION
SAMSUNG 2835	33 CHIPS	88LM/W	1100LM	4000K	120°	>80CRI	>83%	AC120V	60HZ	>83%	>0.9	20%

## PRODUCT SPECIFICATIONS (ELECTRICAL DATA)

## PRODUCT SPECIFICATIONS

WATTAGE	FIXTURE MATERIAL	LIFE SPAN	STORAGE TEMP	OPERATING TEMP	PRODUCT DIMENSIONS	CARTON SIZE
12.5W	STEEL/PS	>50,000 HOURS	-20°C - 45°C -4°F - 49°F	-20°C - 45°C -4°F - 49°F	11 x 3.375 INCHES (279.4 x 88.725 MM)	18.7 X 12.4 X 12.6 INCHES (475 X 315 X 320 MM)



## ADDITIONAL INFORMATION

### INSTALLATION METHOD

**FLUSH MOUNT - CEILING MOUNT**

### FIXTURE COLOR/DIFFUSER

**WHITE POLYSTYRENE**

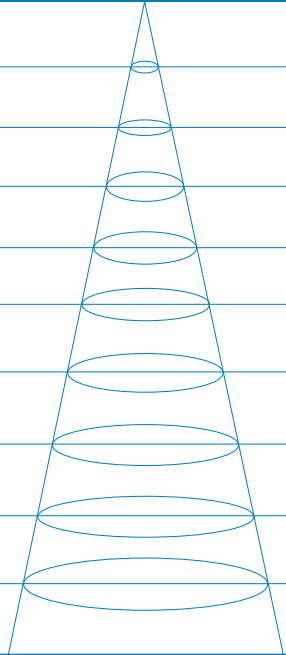
### CONTROL TYPE

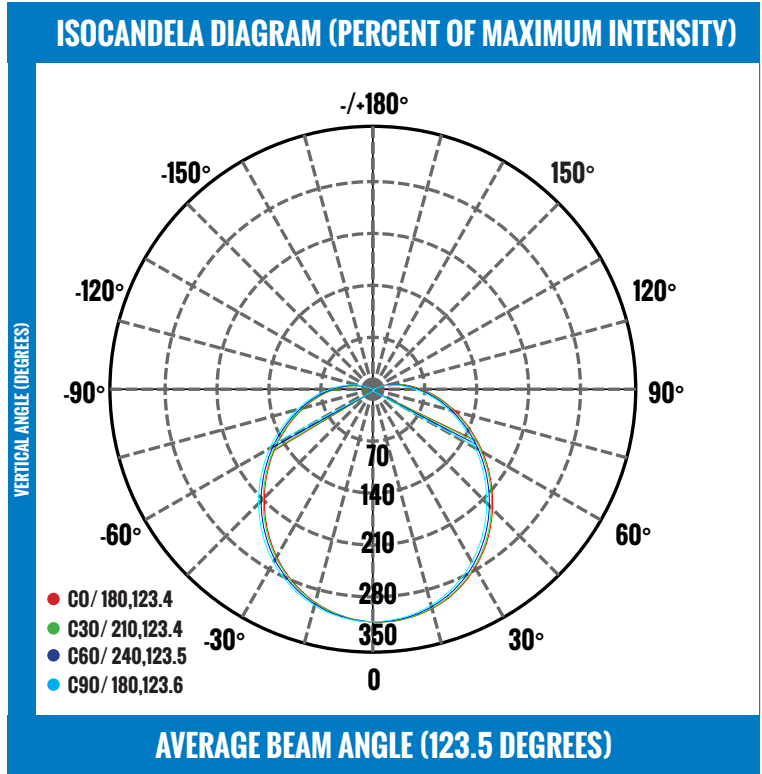
**NON-DIMMABLE MICROWAVE SENSOR**

CATALOG #		TYPE
PROJECT		DATE
PREPARED BY		

**PRODUCT CODE: CM211M-121WHPS4N**      **LED FLUSHMOUNT/11 INCH ROUND PUFF/LOW PROFILE**

**LUMINAIRE PHOTOMETRIC (TEST REPORT)**


ILLUMINANCE (AT A DISTANCE) - FLUX OUT: 1235.16LM			
3.28FT 1M	70.25,319.3LX		12.17FT 3.71M
6.56FT 2M	17.56,79.84LX		24.38FT 7.43M
9.84FT 3M	7.806,35.48LX		36.55FT 11.14M
13.12FT 4M	4.391,19.96LX		48.75FT 14.86M
16.40FT 5M	2.810,12.77LX		60.93FT 18.57M
19.69FT 6M	1.951,8.871LX		73.13FT 22.29M
22.97FT 7M	1.434,6.517LX		85.33FT 26.01M
26.25FT 8M	1.098,4.990LX		97.51FT 29.72M
29.52FT 9M	0.8673,3.943LX		109.71FT 33.44M
32.80FT 10M	0.7025,3.193LX		121.92FT 37.16M
<b>HT</b>	<b>EAVG/EMAX</b>	<b>ANGLE: 123.42DEG</b>	<b>DIA</b>



**CERTIFICATIONS**



**DRIVER/LED CHIP**



**SAMSUNG**

**ORDERING INFORMATION - CM SERIES**

SERIES	SIZE	CONTROL TYPE	WATTAGE	VOLTAGE	FINISH	DIFFUSER	COLOR TEMPERATURE	DIMMABLE
E.G. CM2	11	M	12	1	WH	PS	4	N
CM2- CEILING MOUNT	11-11"	M - MICROWAVE SENSOR	12 - 12.5W	1 - 120V	WH-WHITE	PS - POLYSTYRENE	4 - 4000K	N - NO

Head Office - 1850 Wilson Ave. · Toronto, ON · M9M 1A1 · Tel: 416.741.7336 · Fax: 416.741.9104

Toll Free: in Canada. 1.800.661.9610 · in USA. 1.888.762.5384 (SOCKETS4U)

www.etlin-daniels.com · For sales/service questions - sales@etlin.com