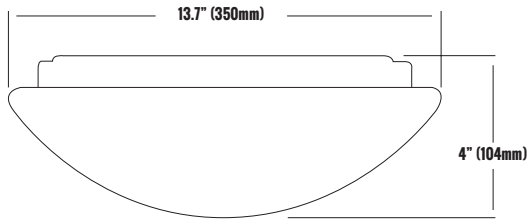


CATALOG #		TYPE
PROJECT		DATE
PREPARED BY		

PRODUCT CODE: CM214-251WHPS4D
LED FLUSHMOUNT/14 INCH ROUND PUFF/LOW PROFILE
A4

CEILING FLUSH MOUNTS

PRODUCT DESCRIPTION

The Etlin-Daniels next generation, CM214-251WHPS4D, LED round puff flush mount lighting excel in style, performance and value. From homes to hotels, restaurants to office spaces, these competitively-priced LED fixtures bring remarkable energy savings and uniform illumination to a wide range of residential and commercial applications. Ideal for use in closets, foyers, hallways, corridors, bedrooms, offices, utility work areas, stairways and much more.

- Versatile style low-profile, transitional design
- Installer-friendly, compatible with all standard outlet boxes
- Peace-of-mind, long life output eliminates routine maintenance
- Perfect for 24/7 applications
- Instant on, AC-driven LED boards have zero inrush current

FEATURES

- High-efficiency, LED low profile fixture
- Indoor use Fixture
- Diffuser easily removes for installation and maintenance
- Equivalent to 3x60W
- 10-100% Triac Dimming with leading Triac Dimmers
- Driving Circuit prevents inrush current from harming dimmer switch and module
- Low profile, only 4" assembled height
- 50,000hr of fixture life/L70
- Energy Star approved
- Fixture Finish: White - Fixture Diffuser: Polystyrene
- 5 year limited warranty

PRODUCT SPECIFICATIONS (OPTICAL DATA)

LED TYPE	LED QTY	SYSTEM EFFICACY	LUMENS	COLOR TEMPERATURE	BEAM ANGLE	CRI	SYSTEM EFFICIENCY	VOLTAGE	POWER FREQ.	POWER EFFICIENCY	POWER FACTOR	HARMONIC DISTORTION
SEOUL 3030	20 CHIPS	68LM/W	1700LM	4000K	120°	>80CRI	>85%	AC120V	50~60HZ	>81%	>0.95	<20%

PRODUCT SPECIFICATIONS (ELECTRICAL DATA)

PRODUCT SPECIFICATIONS

WATTAGE	FIXTURE MATERIAL	LIFE SPAN	STORAGE TEMP	OPERATING TEMP	PRODUCT DIMENSIONS	CARTON SIZE
25W	STEEL/PS	>50,000 HOURS	-20°C~+80°C -4°F~+176°F	-20°C~+40°C -4°F~+104°F	13.7 x 4 inches (350 x 104 mm)	18.89 X 12.40 X 12.59 INCHES (480 X 315 X 320 MM)



ADDITIONAL INFORMATION

INSTALLATION METHOD

FLUSH MOUNT - CEILING MOUNT

FIXTURE COLOR/DIFFUSER

WHITE POLYSTYRENE

CONTROL TYPE

TRIAC DIMMABLE

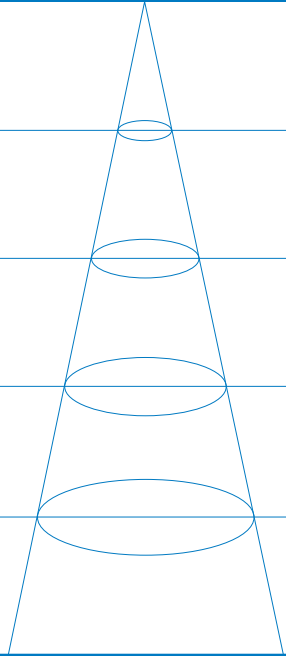
CATALOG #		TYPE
PROJECT		DATE
PREPARED BY		

PRODUCT CODE: CM214-251WHPS4D

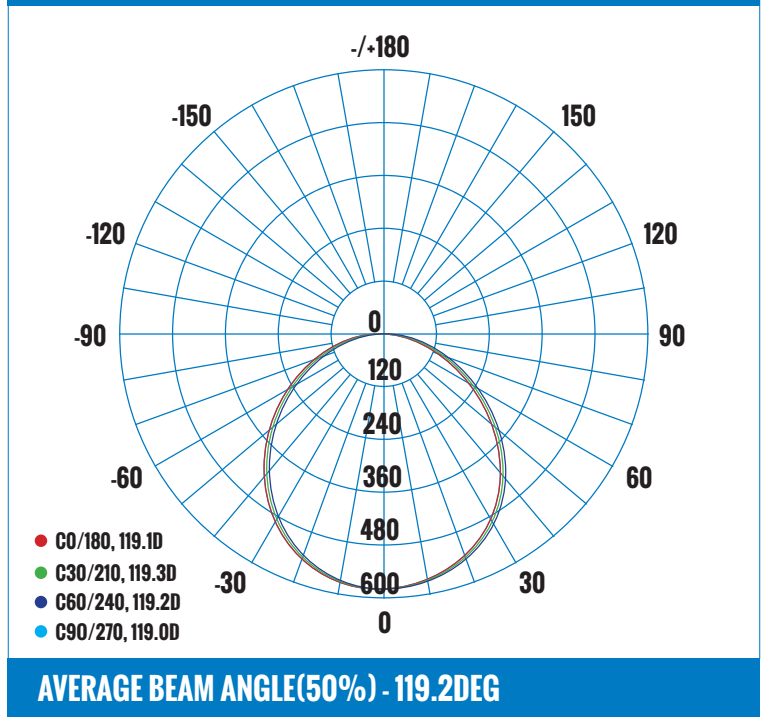
LED FLUSHMOUNT/14 INCH ROUND PUFF/LOW PROFILE

LUMINAIRE PHOTOMETRIC (TEST REPORT)

ILLUMINANCE (AT A DISTANCE) - FLUX OUT: 1372LM

3.281FT 1M	14.07, 55.21FC 151.5, 594.31LX		11.14FT 339.50CM
6.562FT 2M	3.519, 13.80FC 37.87, 148.6LX		22.28FT 679.00CM
9.843FT 3M	1.564, 6.135FC 16.83, 66.03LX		33.42FT 1018.50CM
13.12FT 4M	0.8797, 3.451FC 9.469, 37.14LX		44.55FT 1358.00CM
16.4FT 5M	0.5630, 2.209FC 6.060, 23.77LX		55.69FT 1697.51CM
HT	EAVG/EMAX	ANGLE: 119.0DEG	DIA

LUMINOUS INTENSITY DISTRIBUTION DIAGRAM



CERTIFICATIONS



DRIVER/LED CHIP



ORDERING INFORMATION - CM SERIES

SERIES	SIZE	WATTAGE	VOLTAGE	FINISH	DIFFUSER	COLOR TEMPERATURE		DIMMABLE
E.G. CM2	14	25	1	WH	PS	4		D
CM2 - CEILING MOUNT	14 - 14"	25 - 25W	1 - 120V	WH - WHITE	PS - POLYSTYRENE	4 - 4000K	1700LM	D - TRIAC

Head Office - 1850 Wilson Ave. · Toronto, ON · M9M 1A1 · Tel: 416.741.7336 · Fax: 416.741.9104

Toll Free: in Canada. 1.800.661.9610 · in USA. 1.888.762.5384 (SOCKETS4U)

www.etlin-daniels.com · For sales/service questions - sales@etlin.com