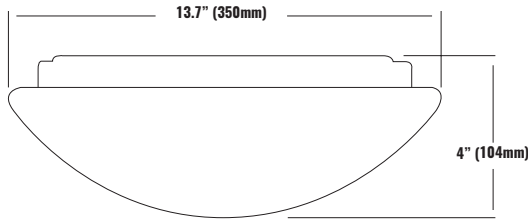


PRODUCT CODE: CM214D-2213D -WH
LED FLUSHMOUNT/14 INCH ROUND PUFF/LOW PROFILE


PRODUCT DESCRIPTION

The Etlin-Daniels CM214D-2213D-WH LED Ceiling Flushmount offers the latest in compact design, even illumination, energy efficiency, and value. This easy to install luminaire features a durable polystyrene lens and is a cost efficient solution to either replace older incandescent or compact fluorescent ceiling fixtures, or for new construction.

Applications include a wide range of residential commercial, hospitality and healthcare facilities. The driver-on-board (DOB) technology is Triac dimmable. Available in 11" and 14" in 3000K & 4000K.

FEATURES

- LED Indoor Light Source.
- Low profile design.
- Durable polystyrene lens is removable for both installation and maintenance
- Driver-On-Board technology.
- Suitable for damp locations
- Triac Dimmable.
- 5 year warranty
- L70 – 50,000 hours
- Energy Star certified

PRODUCT SPECIFICATIONS (OPTICAL DATA)

PRODUCT SPECIFICATIONS (ELECTRICAL DATA)

LED TYPE	LED QTY	SYSTEM EFFICACY	LUMENS	COLOR TEMPERATURE	BEAM ANGLE	CRI	SYSTEM EFFICIENCY	VOLTAGE	POWER FREQ.	POWER EFFICIENCY	POWER FACTOR	HARMONIC DISTORTION
DOB 2835	30 CHIPS	79LM/W	1750LM	3000K	120°	>80CRI	>85%	AC120V	60HZ	>81%	>0.90	<20%

PRODUCT SPECIFICATIONS

WATTAGE	FIXTURE MATERIAL	LIFE SPAN	STORAGE TEMP	OPERATING TEMP	PRODUCT DIMENSIONS	CARTON SIZE
22W	STEEL/PS	>50,000 HOURS	- 20°C- 45°C - 4°F-49°F	- 20°C- 45°C - 4°F-49°F	14 x 4.125 INCHES (355.6 x 104.775 MM)	18.7 X 15.35 X 15.55 INCHES (475 X 390 X 395 MM)



ADDITIONAL INFORMATION

INSTALLATION METHOD

FLUSH MOUNT - CEILING MOUNT

FIXTURE COLOR/DIFFUSER

WHITE POLYSTYRENE

CONTROL TYPE

TRIAC DIMMABLE


CATALOG #		TYPE
PROJECT		DATE
PREPARED BY		

PRODUCT CODE: CM214D-2213D -WH

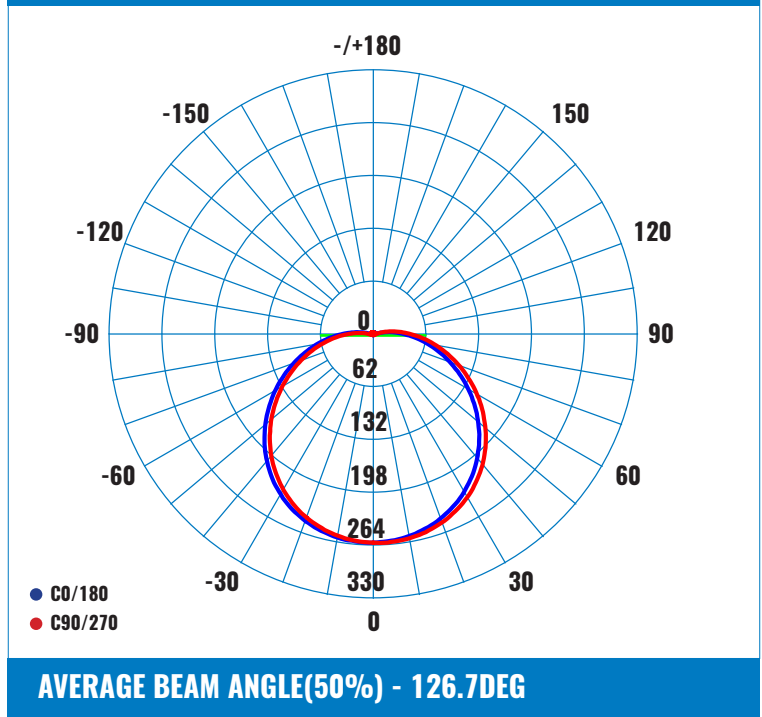
LED FLUSHMOUNT/14 INCH ROUND PUFF/LOW PROFILE

LUMINAIRE PHOTOMETRIC (TEST REPORT)






ILLUMINANCE (AT A DISTANCE) - FLUX OUT: 1239.26LM

3.28FT 1M	100.35/477.64LX		3.97M 12.35 SQ.M
6.56FT 2M	25.09/119.41LX		7.93M 49.04 SQ.M
9.84FT 3M	11.15/53.07LX		11.90M 111.14SQ.M
13.12FT 4M	6.27/29.85LX		15.86M 197.58SQ.M
16.40FT 5M	4.01/19.11LX		19.83FT 308.72SQ.M
19.69FT 6M	2.79/13.27LX		23.79M 444.56SQ.M
22.97FT 7M	2.05/9.75LX		27.76M 605.09SQ.M
26.25FT 8M	1.57/7.46LX		31.72M 790.33SQ.M
29.52FT 9M	1.24/5.90LX		35.69M 1000.26SQ.M
32.80FT 10M	1.00/4.78LX		39.65M 1234.89SQ.M
HT	EAVG/EMAX	ANGLE: 126.5DEG	DIA

LUMINOUS INTENSITY DISTRIBUTION DIAGRAM



CERTIFICATIONS

CAN ICES-005 (B) / NMB-005 (B)

DRIVER/LED CHIP





ORDERING INFORMATION - CM SERIES

SERIES	SIZE	LED TYPE	WATTAGE	VOLTAGE	COLOR TEMPERATURE	DIFFUSER	FINISH
E.G. CM2	14	D	22	1	3	D	WH
CM2- CEILING MOUNT	14 - 14"	D - DRIVER ON BOARD	22 = 22W	1 = 120V	3-3000K	D = TRIAC	WH = WHITE

Head Office - 1850 Wilson Ave. · Toronto, ON · M9M 1A1 · Tel: 416.741.7336 · Fax: 416.741.9104

Toll Free: in Canada. 1.800.661.9610 · in USA. 1.888.762.5384 (SOCKETS4U)

www.etlin-daniels.com · For sales/service questions - sales@etlin.com