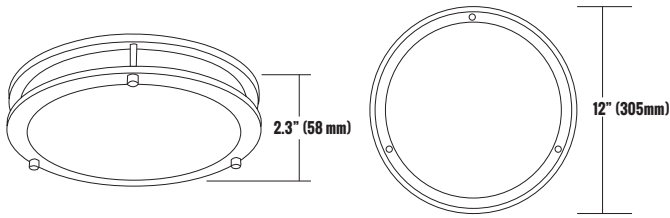


PRODUCT CODE: CM312SD-1515CD-BN
5CCT LED FLUSHMOUNT/12 INCH ROUND SPILL RING/LOW PROFILE


PRODUCT DESCRIPTION

The new Etlin-Daniels CM312SD-1515CD-BN LED Dual Spill Ring Ceiling Flushmount fixtures offer the latest in a new slimmer design, improved illumination, and a 5CCT switch providing for a choice between 2700K, 3000K, 3500K, 4000K, 5000K. Taking all the guesswork out of which color temperature should be ordered for either an upcoming application or for inventory

The easy-to-install design features a durable polystyrene lens and is a cost-effective solution to replace either older incandescent or CFL ceiling fixtures. Or for new construction projects. The brushed nickel accents enhance any hallways, lobby, foyer, bedroom or bathroom, and meeting room in residential, commercial, healthcare and hospitality applications. The driver-on-board technology is also Triac dimmable, for enhanced energy savings.

FEATURES

- LED Indoor Light Source.
- New Low profile Slim Design.
- Each fixture has a Dip Switch that provides for 2700K, 3000K, 3500K, 4000K, 5000K
- Durable polystyrene lens is easily removed for both installation or maintenance.
- Brushed Nickel dual Spill Ring accents.
- DOB technology.
- Triac Dimmable.
- Suitable for damp locations
- 5 year warranty
- L70 - 50,000 hours
- Energy Star certified


PRODUCT SPECIFICATIONS (OPTICAL DATA)

PRODUCT SPECIFICATIONS (ELECTRICAL DATA)

LED TYPE	LED QTY	WATTAGE	COLOR TEMPERATURE	LUMENS	SYSTEM EFFICACY	CRI	POWER FACTOR	HARMONIC DISTORTION
OSRAM	56 CHIPS	15W - 2700K - 1150 LM / 3000K - 1246 LM / 3500K - 1335 LM 4000K - 1337 LM / 5000K - 1287LM			76.6 - 89 LM / W	>80 CRI	>0.90	<50%

PRODUCT SPECIFICATIONS

BEAM ANGLE	VOLTAGES	POWER FREQ.	FIXTURE MATERIAL	LIFE SPAN	STORAGE TEMP	OPERATING TEMP	PRODUCT DIMENSIONS	CARTON SIZE
120°	AC 120V	50-60HZ	STEEL/PS	>50,000 HOURS	-20°C- 45°C -4°F-49°F	-20°C- 45°C -4°F-49°F	12 x 2.3 INCHES (305 x 58 MM)	12.7 X 12.7 X 2.75 INCHES (325 X 325 X 70 MM)



ADDITIONAL INFORMATION

INSTALLATION METHOD

FLUSH MOUNT - CEILING MOUNT

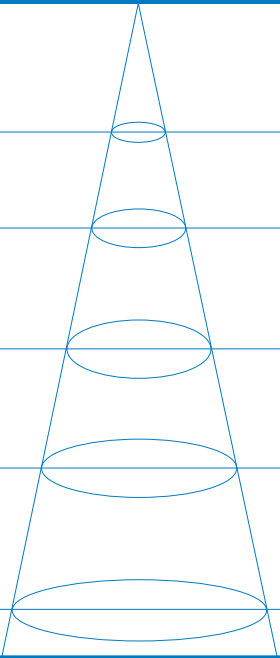
FIXTURE COLOR

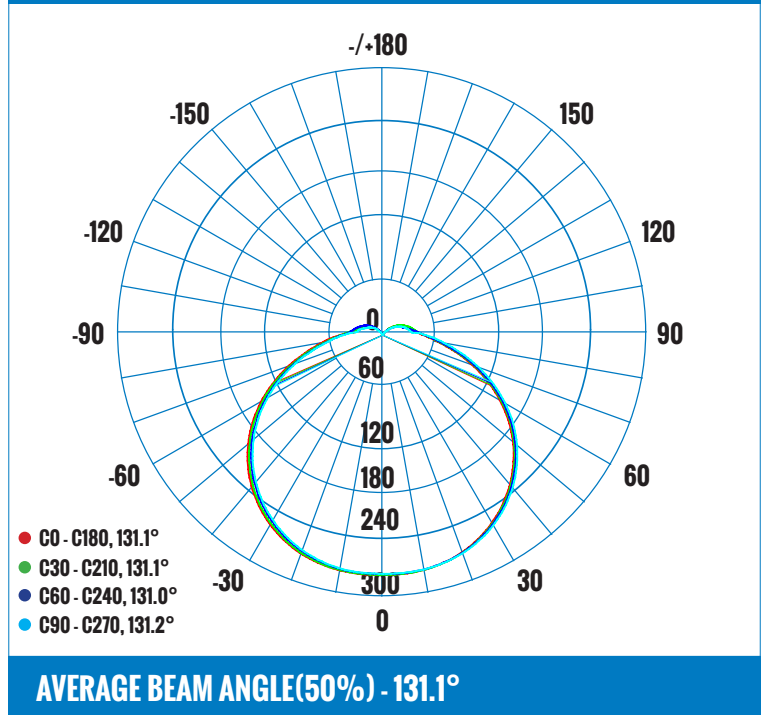
WHITE POLYSTYRENE

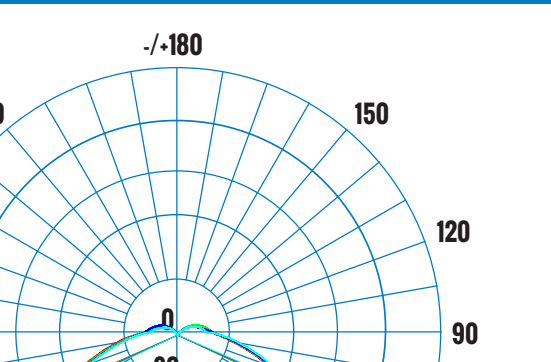
CONTROL TYPE

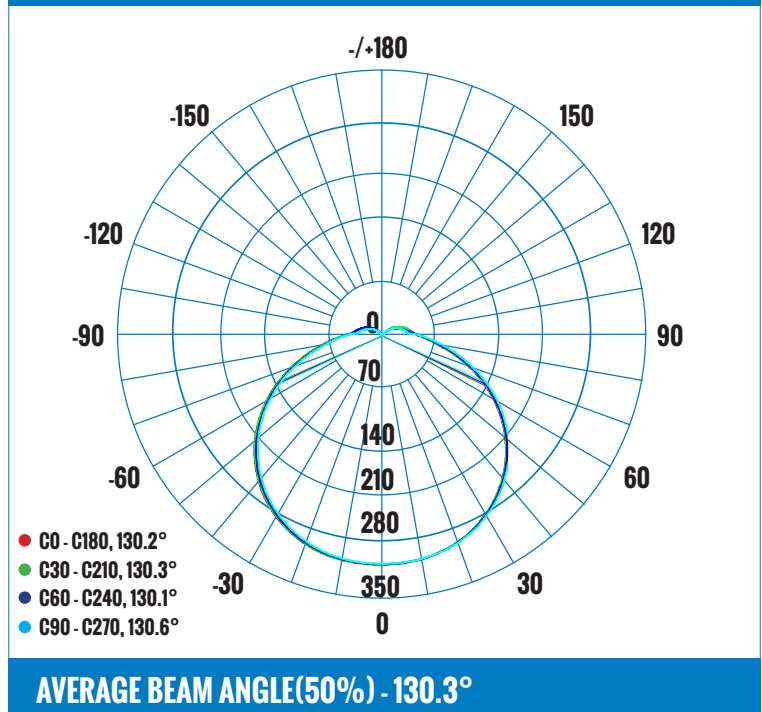
TRIAC DIMMABLE

PRODUCT CODE: CM312SD-1515CD-BN
5CCT LED FLUSHMOUNT/12 INCH ROUND SPILL RING/LOW PROFILE
LUMINAIRE PHOTOMETRIC (TEST REPORT) - 15W 2700K
ILLUMINANCE (AT A DISTANCE) - FLUX OUT: 800.2LM

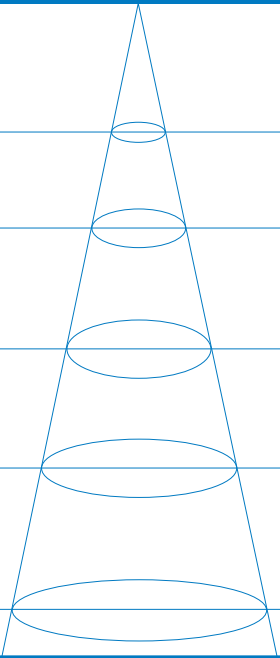
3.28FT 1M	4.691, 26.07 FC 50.49, 280.6 LX		14.33 FT 436.92 CM
6.56FT 2M	1.173, 6.518 FC 12.62, 70.16 LX		28.67 FT 873.84 CM
9.84FT 3M	0.5212, 2.897 FC 5.610, 31.18 LX		43 FT 1310.76 CM
13.12FT 4M	0.2932, 1.630 FC 3.156, 17.54 LX		57.34 FT 1747.67 CM
16.40FT 5M	0.1876, 1.043 FC 2.020, 11.23 LX		71.67 FT 2184.59 CM
HT	EAVG/EMAX		ANGLE: 130.81DEG

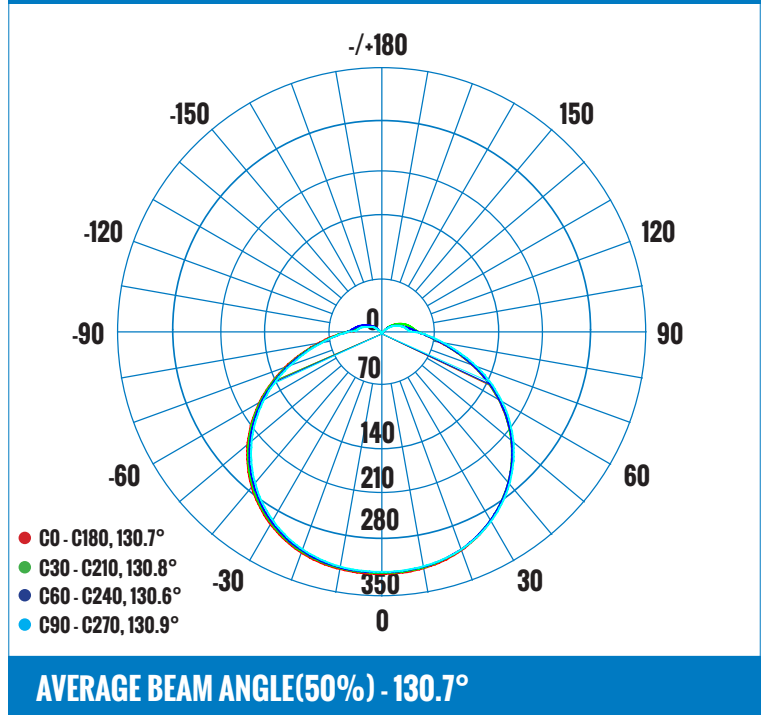
LUMINOUS INTENSITY DISTRIBUTION DIAGRAM

LUMINAIRE PHOTOMETRIC (TEST REPORT) - 15W 3000K
ILLUMINANCE (AT A DISTANCE) - FLUX OUT: 872.0LM

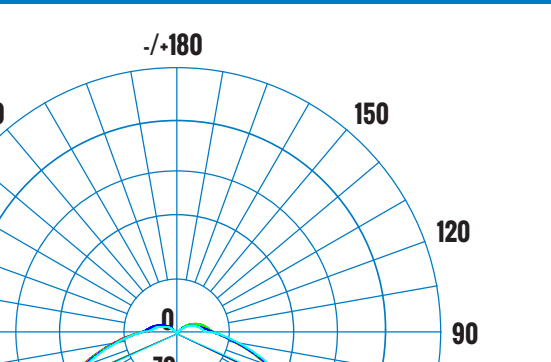
3.28FT 1M	5.112, 28.53 FC 55.02, 307.1 LX		14.12 FT 430.46 CM
6.56FT 2M	1.278, 7.133 FC 13.76, 76.78 LX		28.25 FT 860.92 CM
9.84FT 3M	0.5680, 3.170 FC 6.114, 34.12 LX		42.73 FT 1291.38 CM
13.12FT 4M	0.3195, 1.783 FC 3.439, 19.20 LX		56.49 FT 1721.84 CM
16.40FT 5M	0.2045, 1.141 FC 2.201, 12.28 LX		70.61 FT 2152.30 CM
HT	EAVG/EMAX		ANGLE: 130.16DEG

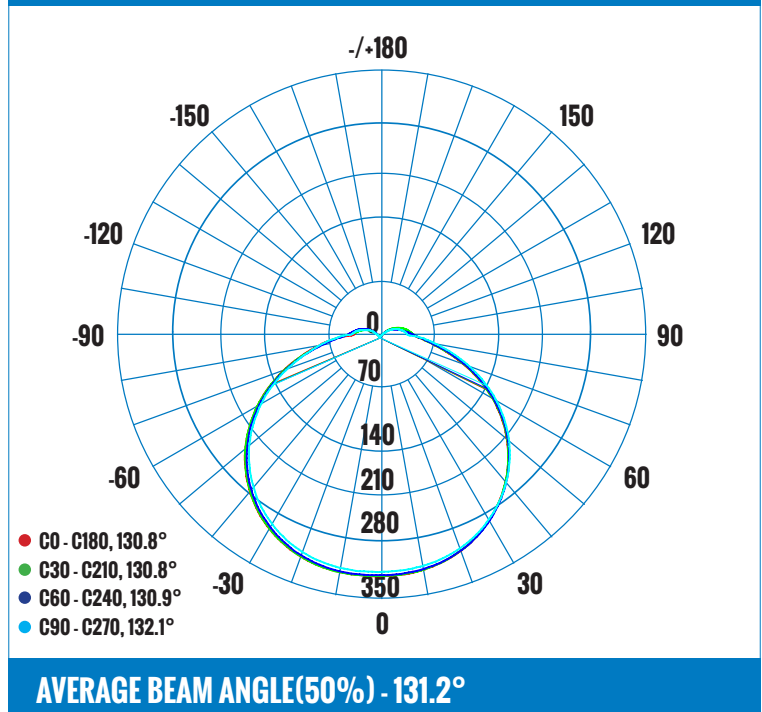
LUMINOUS INTENSITY DISTRIBUTION DIAGRAM


PRODUCT CODE: CM312SD-1515CD-BN
5CCT LED FLUSHMOUNT/12 INCH ROUND SPILL RING/LOW PROFILE
LUMINAIRE PHOTOMETRIC (TEST REPORT) - 15W 3500K
ILLUMINANCE (AT A DISTANCE) - FLUX OUT: 930.8LM

3.28FT 1M	5.456, 30.51 FC 58.73, 328.5 LX		14.2 FT 432.82 CM
6.56FT 2M	1.364, 7.629 FC 14.68, 82.11 LX		28.4 FT 865.63 CM
9.84FT 3M	0.6062, 3.390 FC 6.525, 36.49 LX		42.6 FT 1298.45 CM
13.12FT 4M	0.3410, 1.907 FC 3.671, 20.53 LX		56.8 FT 1731.27 CM
16.40FT 5M	0.2182, 1.221 FC 2.349, 13.14 LX		71 FT 2164.09 CM
HT	EAVG/EMAX		ANGLE: 130.40DEG

LUMINOUS INTENSITY DISTRIBUTION DIAGRAM

LUMINAIRE PHOTOMETRIC (TEST REPORT) - 15W 4000K
ILLUMINANCE (AT A DISTANCE) - FLUX OUT: 925.3LM

3.28FT 1M	5.424, 30.22 FC 58.38, 325.3 LX		14.32 FT 436.43 CM
6.56FT 2M	1.356, 7.555 FC 14.60, 81.32 LX		28.64 FT 872.85 CM
9.84FT 3M	0.6027, 3.358 FC 6.487, 36.14 LX		42.96 FT 1309.28 CM
13.12FT 4M	0.3390, 1.889 FC 3.649, 20.33 LX		57.27 FT 1745.70 CM
16.40FT 5M	0.2170, 1.209 FC 2.335, 13.01 LX		71.59 FT 2182.13 CM
HT	EAVG/EMAX		ANGLE: 130.76DEG

LUMINOUS INTENSITY DISTRIBUTION DIAGRAM


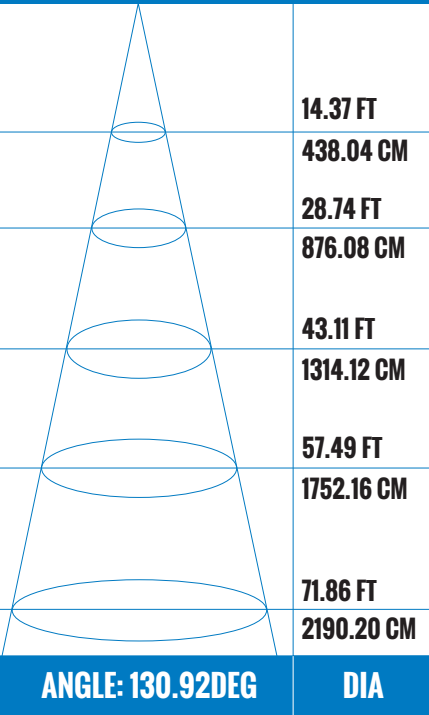
CATALOG #		TYPE
PROJECT		DATE
PREPARED BY		

PRODUCT CODE: CM312SD-1515CD-BN

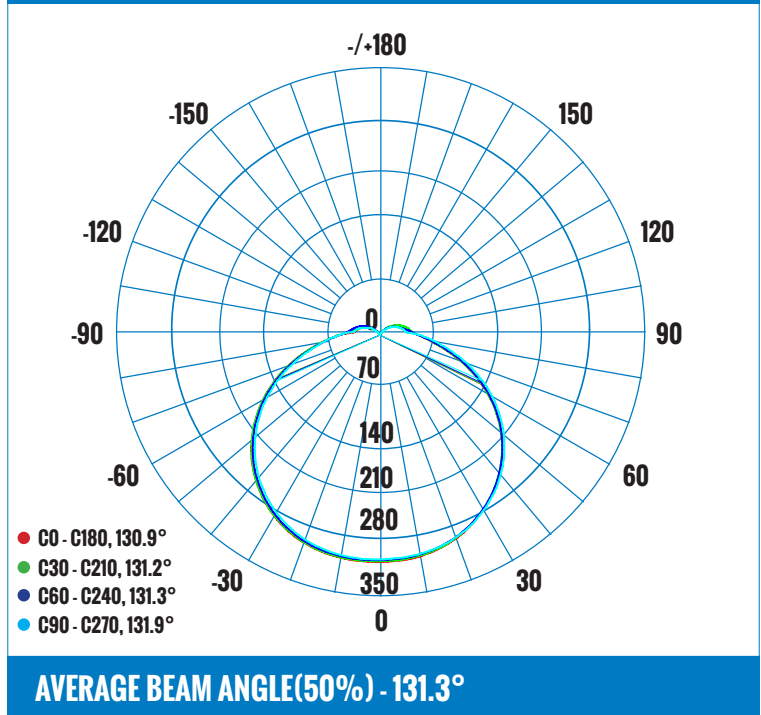
5CCT LED FLUSHMOUNT/12 INCH ROUND SPILL RING/LOW PROFILE

LUMINAIRE PHOTOMETRIC (TEST REPORT) - 15W 5000K

ILLUMINANCE (AT A DISTANCE) - FLUX OUT: 889.1LM

3.28FT 1M	5.212, 29.00 FC 56.10, 312.2 LX		14.37 FT 438.04 CM
6.56FT 2M	1.303, 7.250 FC 14.03, 78.04 LX		28.74 FT 876.08 CM
9.84FT 3M	0.5791, 3.222 FC 6.233, 34.68 LX		43.11 FT 1314.12 CM
13.12FT 4M	0.3257, 1.813 FC 3.506, 19.51 LX		57.49 FT 1752.16 CM
16.40FT 5M	0.2085, 1.160 FC 2.244, 12.49 LX		71.86 FT 2190.20 CM
HT	EAVG/EMAX		ANGLE: 130.92DEG

LUMINOUS INTENSITY DISTRIBUTION DIAGRAM



CERTIFICATIONS



CAN ICES-005 (B) / NMB-005 (B)

DRIVER/LED CHIP



ORDERING INFORMATION - CM SERIES

SERIES	SIZE	LED TYPE	WATTAGE	VOLTAGE	COLOR TEMPERATURE	DIMMABLE	FINISH
E.G. CM3	12	SD	15	1	5C	D	BN
CM3 - CEILING MOUNT	12 - 12"	SD - SLIM DRIVER ON BOARD	15 - 15W	1 - 120V	5C - 5CCT 2700K/ 3000K/ 3500K/ 4000K/ 5000K	D - TRIAC	BN - BRUSHE NICKEL

Head Office - 1850 Wilson Ave. · Toronto, ON · M9M 1A1 · Tel: 416.741.7336 · Fax: 416.741.9104

Toll Free: in Canada. 1.800.661.9610 · in USA. 1.888.762.5384 (SOCKETS4U)

www.etlin-daniels.com · For sales/service questions - sales@etlin.com