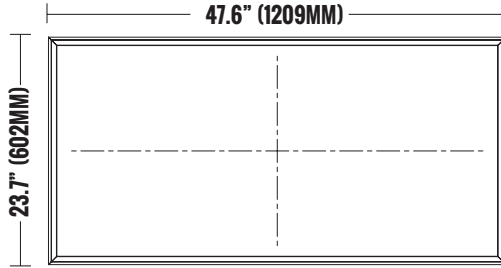


PRODUCT CODE: RTBP524P-M50WCO-WH

2X4 LED BACK LIT PANEL/MULTI-WATTAGE/3CCT



## PRODUCT DESCRIPTION

The new Etlin-Daniels RTBP524P-M50WCO-WH LED Back Lit Flat Panel offers improved illumination, increased energy savings and greatly reduced maintenance over traditional fluorescent troffers. The PMMA lens provides for even and glare free illumination over the fixture's life.

This new generation is available in 120-347V, and also offers Multi-Wattage and 3CCT switching for the utmost in convenience. And this new generation is 125lm/w - DLC5.1 Premium. There are 4 mounting options available - recessed on t-bar, recessed drywall, surface and suspended. For further energy savings, take advantage of the 0-10V Continuous Dimming.

The new Etlin-Daniels RTBP5PM Series is the perfect compliment for any office, educational, healthcare, commercial or industrial applications, whether they are employed to retrofit or upgrade an existing site, or installed in a new build.

## FEATURES

- Indoor LED Light Source
- Light weight, durable aluminum and polycarbonate housing.
- PMMA surface illumination for glare free uniformity.
- Flicker free performance.
- 4 mounting options - recessed t-bar, recessed drywall, surface and suspended
- 120-347V
- 125lm/w
- Multi-wattage - 30W / 40W / 50W
- 3CCT - 3500K / 4000K / 5000K
- Damp Location rated
- Earthquake clips for secure recessed applications
- 0-10V Continuous Dimming
- 5 year warranty
- L70 - 50,000 hours.
- DLC5.1

**SOLD IN PACKAGES OF 2 UNITS**


## PRODUCT SPECIFICATIONS (OPTICAL DATA)

## PRODUCT SPECIFICATIONS (ELECTRICAL DATA)

LED TYPE	LED QTY	WATTAGE	COLOR TEMPERATURE	LUMENS	SYSTEM EFFICACY	CRI	BEAM ANGLE	POWER EFFICIENCY	POWER FACTOR	HARMONIC DISTORTION
RUNLITE 2835	192 CHIPS	30W - 3500K - 3738 LM / 4000K - 3761 LM / 5000K - 3671 LM 40W - 3500K - 4892 LM / 4000K - 4967 LM / 5000K - 4812 LM 50W - 3500K - 5991 LM / 4000K - 6310 LM / 5000K - 5942 LM			125LM/W	>80 CRI	110°	>88%	>0.90	<15%

## PRODUCT SPECIFICATIONS

VOLTAGES	POWER FREQ.	FIXTURE MATERIAL	LIFE SPAN	STORAGE TEMP	OPERATING TEMP	PRODUCT DIMENSIONS	CARTON SIZE
120-347V	50-60HZ	ALUMINUM	>50,000 HOURS	-25°C~40°C -13°F~104°F	-25°C~40°C -13°F~104°F	47.6 X 23.7 X 1.22 INCHES (1209 X 602 X 31 MM)	48.9 X 3.35 X 25 INCHES (1242 X 85 X 635 MM)



## ADDITIONAL INFORMATION

### INSTALLATION METHOD

RECESSED/SURFACE/SUSPENDED

### FIXTURE COLOR

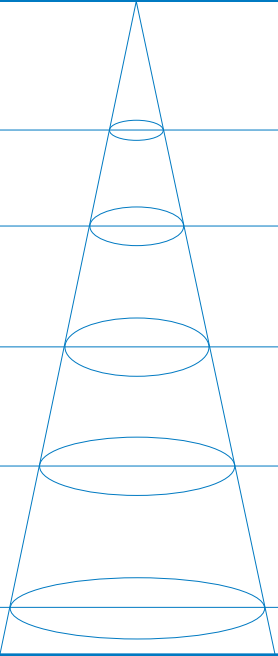
WHITE ALUMINUM FRAME

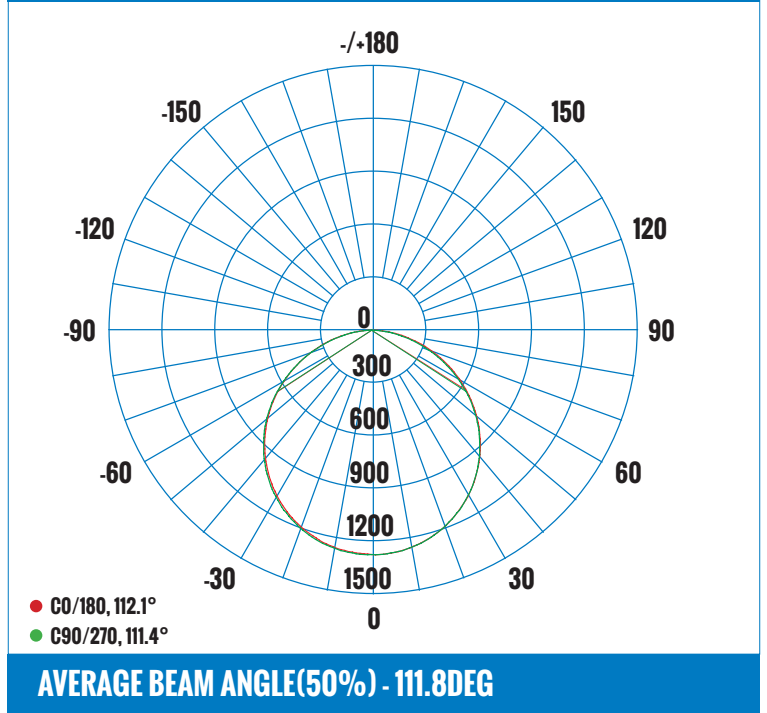
### CONTROL TYPE

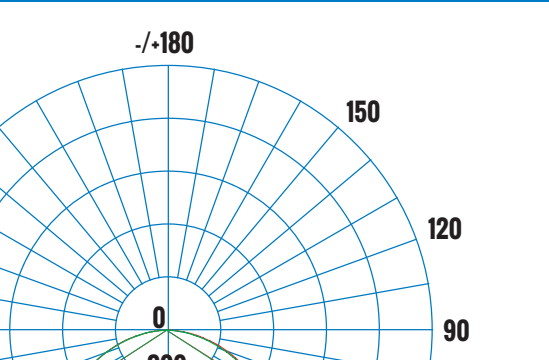
0-10V CONTINUOUS DIMMING

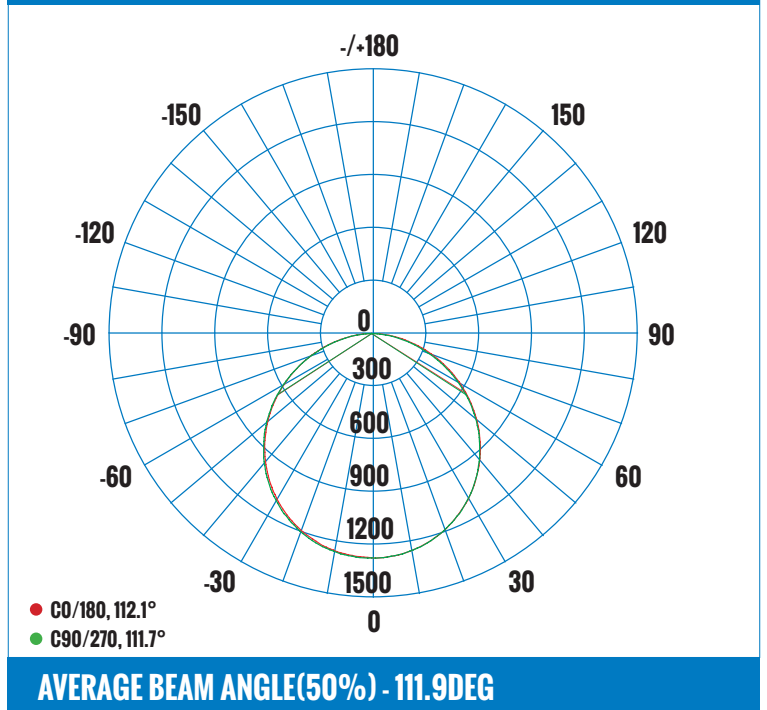
**PRODUCT CODE: RTBP524P-M50WCO-WH**
**2X4 LED BACK LIT PANEL/MULTI-WATTAGE/3CCT**

**LUMINAIRE PHOTOMETRIC (TEST REPORT) - 30W 3500K**
**ILLUMINANCE (AT A DISTANCE) - FLUX OUT: 2701LM**

1.64FT 0.5M	1565, 5351 LX		146.60 CM
3.28FT 1M	391.2, 1313 LX		293.21 CM
4.92FT 1.5M	173.9, 583.4 LX		439.81 CM
6.56FT 2M	97.79, 328.2 LX		586.42 CM
8.20FT 2.5M	62.59, 210.0 LX		733.02 CM
<b>HT</b>	<b>EAVG/EMAX</b>	<b>ANGLE: 111.40DEG</b>	<b>DIA</b>

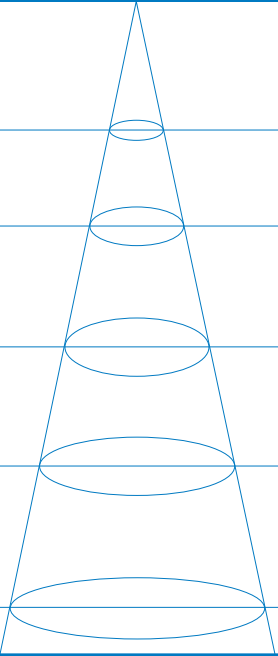
**LUMINOUS INTENSITY DISTRIBUTION DIAGRAM**

**LUMINAIRE PHOTOMETRIC (TEST REPORT) - 30W 4000K**
**ILLUMINANCE (AT A DISTANCE) - FLUX OUT: 2717LM**

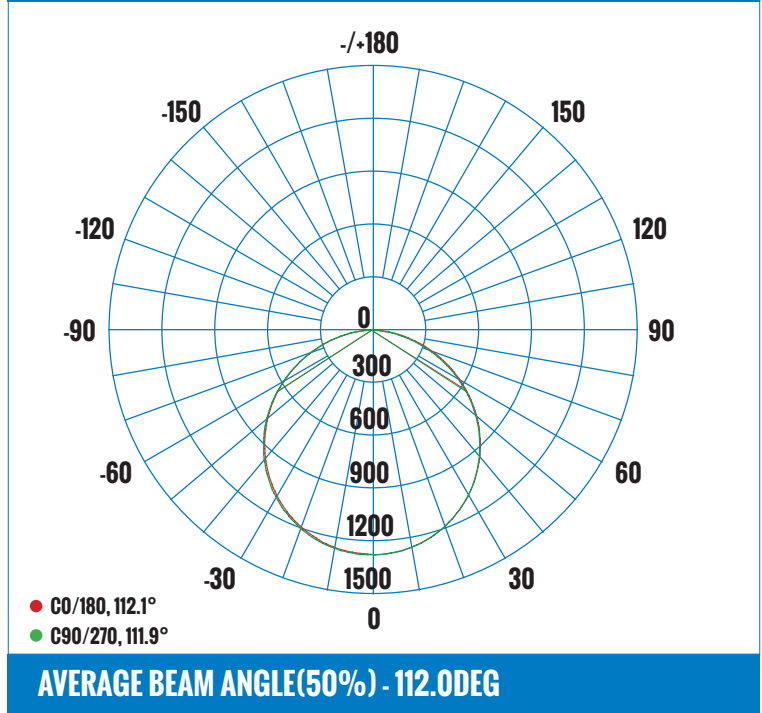
1.64FT 0.5M	1574, 5273 LX		147.43 CM
3.28FT 1M	393.5, 1318 LX		294.87 CM
4.92FT 1.5M	174.9, 585.8 LX		442.30 CM
6.56FT 2M	98.37, 329.5 LX		589.73 CM
8.20FT 2.5M	62.96, 210.9 LX		737.16 CM
<b>HT</b>	<b>EAVG/EMAX</b>	<b>ANGLE: 111.70DEG</b>	<b>DIA</b>

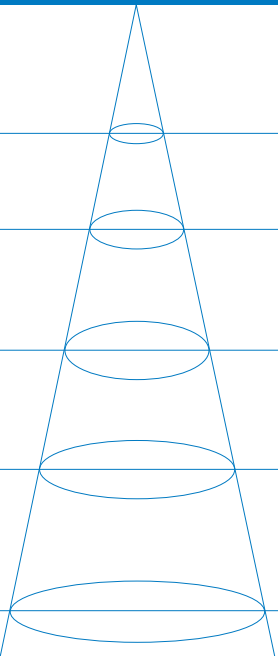
**LUMINOUS INTENSITY DISTRIBUTION DIAGRAM**


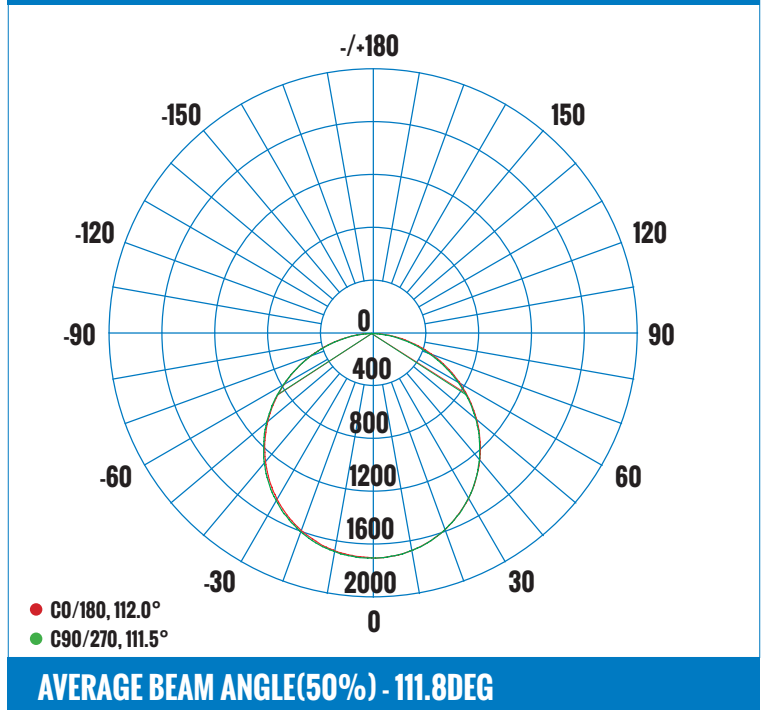
**PRODUCT CODE: RTBP524P-M50WCO-WH**
**2X4 LED BACK LIT PANEL/MULTI-WATTAGE/3CCT**

**LUMINAIRE PHOTOMETRIC (TEST REPORT) - 30W 5000K**
**ILLUMINANCE (AT A DISTANCE) - FLUX OUT: 2652LM**

1.64FT 0.5M	1536, 5141 LX		147.93 CM
3.28FT 1M	384.0, 1285 LX		295.86 CM
4.92FT 1.5M	170.7, 571.3 LX		443.80 CM
6.56FT 2M	96.01, 321.3 LX		591.73 CM
8.20FT 2.5M	61.44, 205.7 LX		739.66 CM
<b>HT</b>	<b>EAVG/EMAX</b>	<b>ANGLE: 111.88DEG</b>	<b>DIA</b>

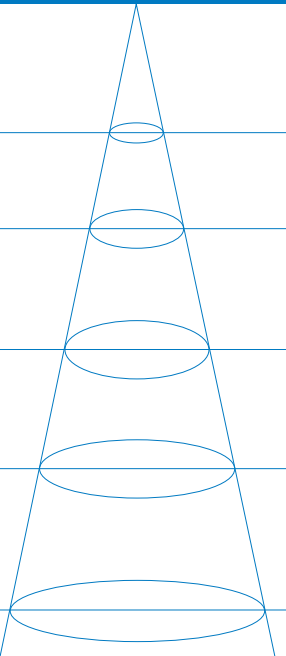
**LUMINOUS INTENSITY DISTRIBUTION DIAGRAM**

**LUMINAIRE PHOTOMETRIC (TEST REPORT) - 40W 3500K**
**ILLUMINANCE (AT A DISTANCE) - FLUX OUT: 3534LM**

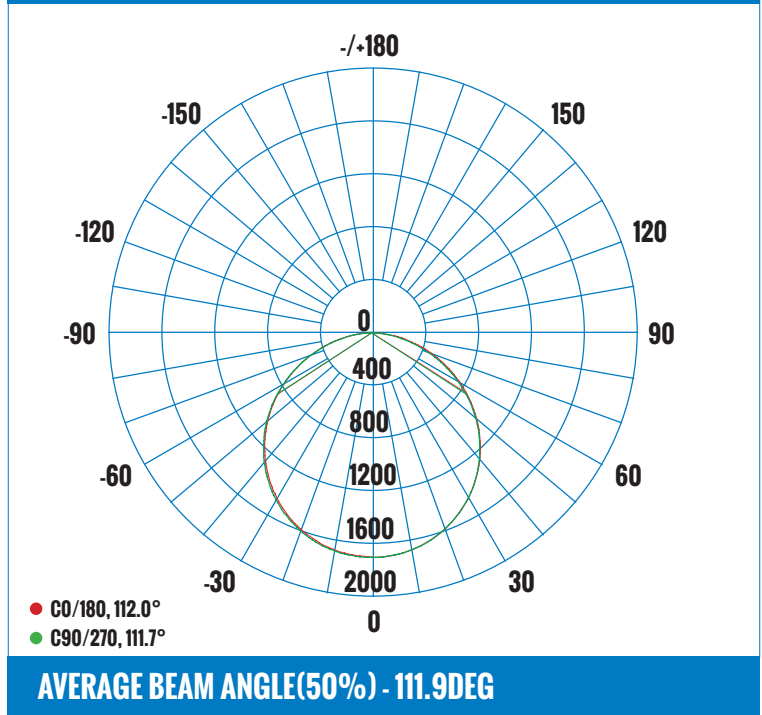
1.64FT 0.5M	2047, 6872 LX		146.77 CM
3.28FT 1M	511.9, 1718 LX		293.54 CM
4.92FT 1.5M	227.5, 763.6 LX		440.31 CM
6.56FT 2M	128.0, 429.5 LX		587.08 CM
8.20FT 2.5M	81.90, 274.9 LX		733.85 CM
<b>HT</b>	<b>EAVG/EMAX</b>	<b>ANGLE: 111.46DEG</b>	<b>DIA</b>

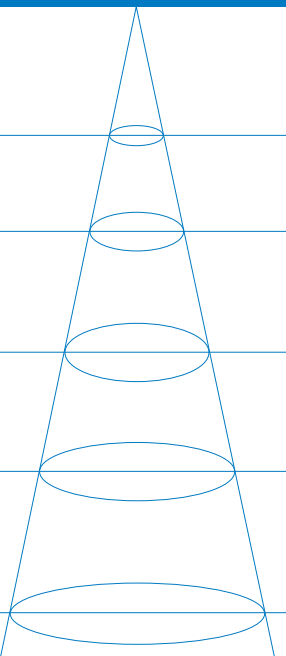
**LUMINOUS INTENSITY DISTRIBUTION DIAGRAM**


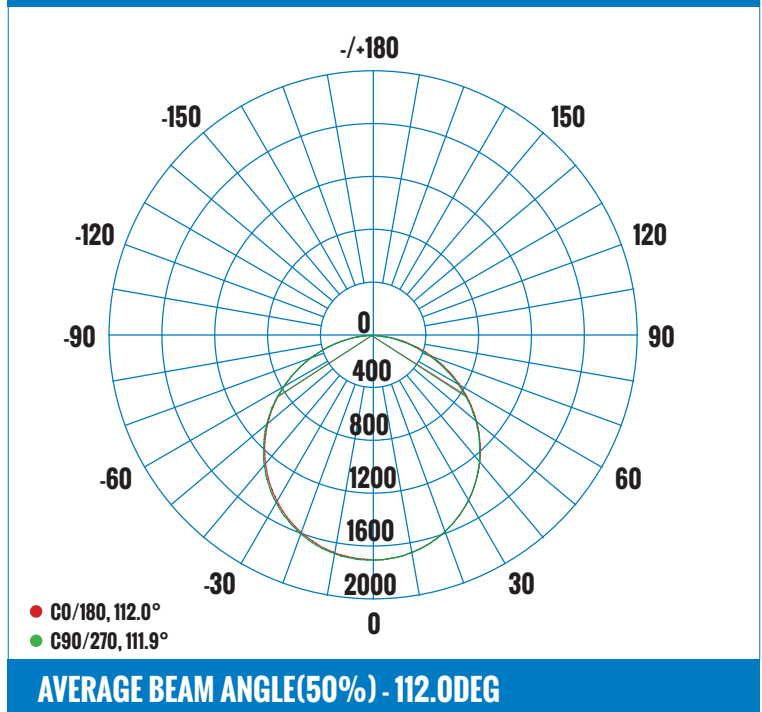
**PRODUCT CODE: RTBP524P-M50WCO-WH**
**2X4 LED BACK LIT PANEL/MULTI-WATTAGE/3CCT**

**LUMINAIRE PHOTOMETRIC (TEST REPORT) - 40W 4000K**
**ILLUMINANCE (AT A DISTANCE) - FLUX OUT: 3588LM**

1.64FT 0.5M	2079, 6965 LX		147.43 CM
3.28FT 1M	519.7, 1741 LX		294.87 CM
4.92FT 1.5M	231.0, 773.9 LX		442.30 CM
6.56FT 2M	129.9, 435.3 LX		589.73 CM
8.20FT 2.5M	83.15, 278.6 LX		737.16 CM
<b>HT</b>	<b>EAVG/EMAX</b>	<b>ANGLE: 111.70DEG</b>	<b>DIA</b>

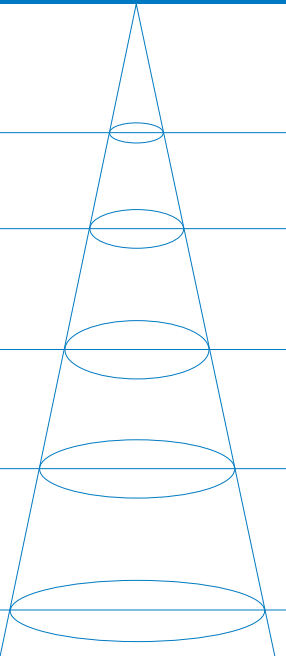
**LUMINOUS INTENSITY DISTRIBUTION DIAGRAM**

**LUMINAIRE PHOTOMETRIC (TEST REPORT) - 40W 5000K**
**ILLUMINANCE (AT A DISTANCE) - FLUX OUT: 3476LM**

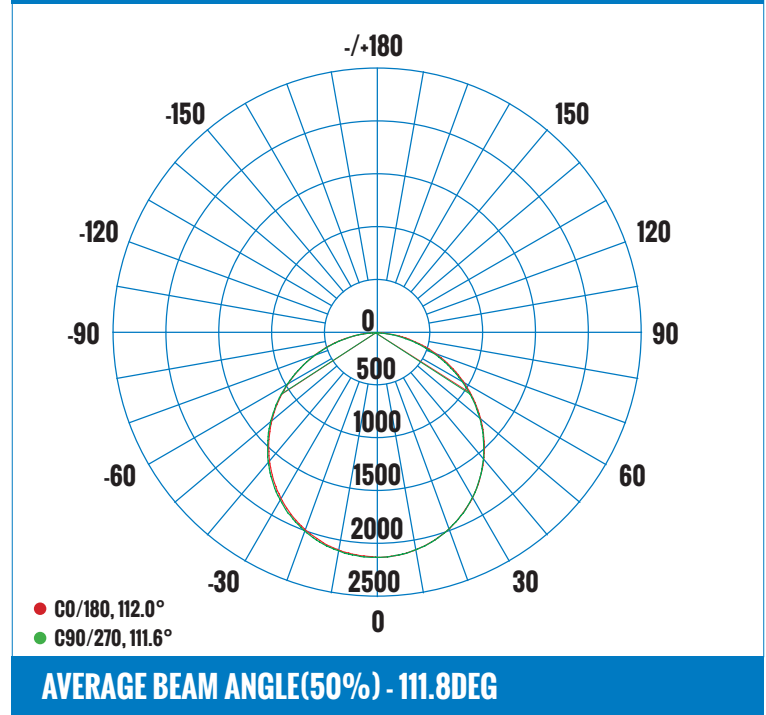
1.64FT 0.5M	2014, 6740 LX		147.93 CM
3.28FT 1M	503.4, 1685 LX		295.86 CM
4.92FT 1.5M	223.7, 748.9 LX		443.80 CM
6.56FT 2M	125.9, 421.2 LX		591.73 CM
8.20FT 2.5M	80.55, 269.6 LX		739.66 CM
<b>HT</b>	<b>EAVG/EMAX</b>	<b>ANGLE: 111.88DEG</b>	<b>DIA</b>

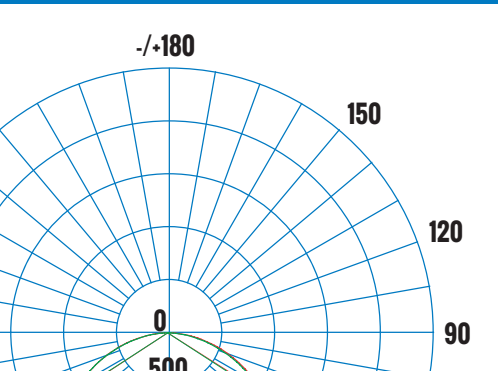
**LUMINOUS INTENSITY DISTRIBUTION DIAGRAM**


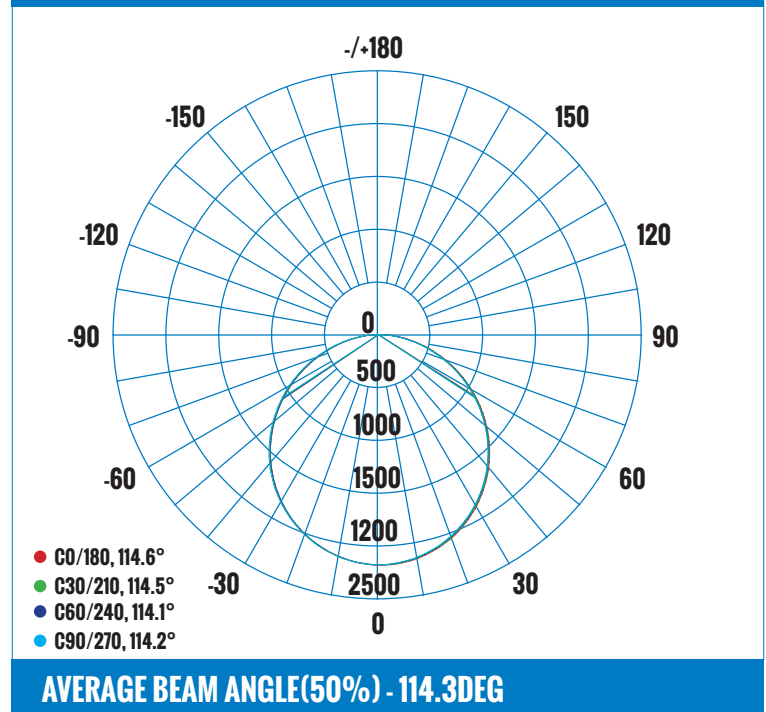
**PRODUCT CODE: RTBP524P-M50WCO-WH**
**2X4 LED BACK LIT PANEL/MULTI-WATTAGE/3CCT**

**LUMINAIRE PHOTOMETRIC (TEST REPORT) - 50W 3500K**
**ILLUMINANCE (AT A DISTANCE) - FLUX OUT: 4329LM**

1.64FT 0.5M	2508, 8423 LX		146.71 CM
3.28FT 1M	626.9, 2106 LX		293.43 CM
4.92FT 1.5M	278.6, 935.9 LX		440.14 CM
6.56FT 2M	156.7, 526.5 LX		586.86 CM
8.20FT 2.5M	100.3, 336.9 LX		733.57 CM
<b>HT</b>	<b>EAVG/EMAX</b>	<b>ANGLE: 111.44DEG</b>	<b>DIA</b>

**LUMINOUS INTENSITY DISTRIBUTION DIAGRAM**

**LUMINAIRE PHOTOMETRIC (TEST REPORT) - 50W 4000K**
**ILLUMINANCE (AT A DISTANCE) - FLUX OUT: 4725 LM**

1.64FT 0.5M	2349, 8614 LX		154.41 CM
3.28FT 1M	587.3, 2154 LX		308.82 CM
4.92FT 1.5M	261.0, 957.2 LX		463.24 CM
6.56FT 2M	146.8, 538.4 LX		617.65 CM
8.20FT 2.5M	93.97, 344.6 LX		772.06 CM
<b>HT</b>	<b>EAVG/EMAX</b>	<b>ANGLE: 114.14DEG</b>	<b>DIA</b>

**LUMINOUS INTENSITY DISTRIBUTION DIAGRAM**


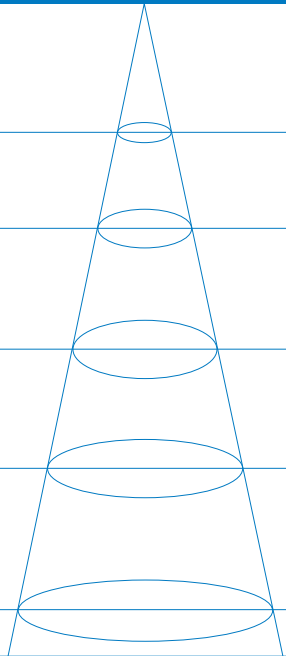
**PRODUCT CODE: RTBP524P-M50WCO-WH**

**2X4 LED BACK LIT PANEL/MULTI-WATTAGE/3CCT**

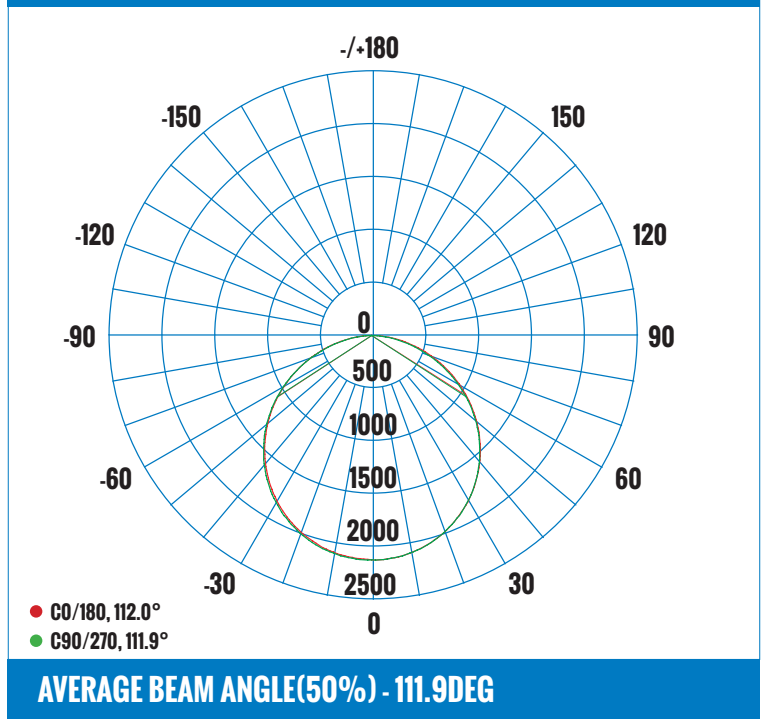


**LUMINAIRE PHOTOMETRIC (TEST REPORT) - 50W 5000K**

**ILLUMINANCE (AT A DISTANCE) - FLUX OUT: 4293LM**

1.64FT 0.5M	2487, 8340 LX		147.49 CM
3.28FT 1M	621.7, 2085 LX		294.98 CM
4.92FT 1.5M	276.3, 926.7 LX		442.46 CM
6.56FT 2M	155.4, 521.3 LX		589.95 CM
8.20FT 2.5M	99.46, 333.6 LX		737.44 CM
<b>HT</b>	<b>EAVG/EMAX</b>	<b>ANGLE: 111.72DEG</b>	<b>DIA</b>

**LUMINOUS INTENSITY DISTRIBUTION DIAGRAM**



**CERTIFICATIONS**

**DRIVER/LED CHIP**

**MOUNTING OPTIONS**



**CABLE SUSPENSION KIT FOR FLAT PANEL - SUSPENSION CABLES 1 METER IN LENGTH. PART#: RTBP5SPK-M**



**DRYWALL KIT FOR RTBP524-M / RTBP524P-M PART#:RTBP5DWK-24M**



**SURFACE MOUNT KIT FOR RTBP524-M / RTBP524P-M PART#:RTBP5SMK-24M**

CAN ICES-005 (B) / NMB-005 (B)

**WARNING - BACK LIT FLAT PANELS REQUIRE BACK LIT SURFACE MOUNT KITS.**

**ORDERING INFORMATION - RTBP5 SERIES**

SERIES	SIZE	PREMIUM	WATTS	VOLTAGE	COLOR TEMPERATURE	DIMMABLE	FINISH
E.G. RTBP5	24	P	M50	W	C	0	WH
RTBP5 - BACKLIT PANEL	24 - 2X4	P - PREMIUM	M50 - MULTI-WATTAGE	W - 120-347V	C - CHANGEABLE COLOR	0 - 0-10V	WH - WHITE
5 SERIES			30W / 40W / 50W		3500K / 4000K / 5000K	CONTINUOUS DIMMING	

Head Office - 1850 Wilson Ave. · Toronto, ON · M9M 1A1 · Tel: 416.741.7336 · Fax: 416.741.9104

Toll Free: in Canada. 1.800.661.9610 · in USA. 1.888.762.5384 (SOCKETS4U)

www.etlin-daniels.com · For sales/service questions - sales@etlin.com