



CATALOG #		TYPE
PROJECT		DATE
PREPARED BY		

PRODUCT CODE: ER200WH-BUR4 LED DUAL HEAD EMERGENCY LIGHT
K5

EMERGENCY LIGHTING
HOUSING/MOUNTING

The Etlin-Daniels ER200WH-BUR4 LED Dual Head Compact Emergency Light is constructed of high impact, ABS Thermoplastic with a UL 5VA flame rating. The modern, low profile design is a compliment to all decors.

An innovative, snap together design allows for fast and simple installation.

Spider pattern knockouts for wall or ceiling mounting.

Adjustable LED round type lens heads at 2 x 2W.

LED Heads operate in DC mode.


FEATURES

- Compact, LED Dual Head Emergency Light with Remote Capability.
- May power additional remote heads up to 3.6V 2W with additional battery.
- 250lm for 2 LED emergency head operation.
- 120-277V AC operation.
- .45W at 120V // .60W at 277V.
- AC charging operation with DC BATTERY BACKUP.
- Test switch & charge rate indicator.
- 90 minute battery backup - Ni-Mh.
- 24 hour recharge after 90 minute discharge
- 48 hour recharge after 90 minute discharge when using remote heads.
- Suitable for damp location.
- cULus approved.
- 3 year limited warranty.

PRODUCT SPECIFICATIONS (OPTICAL & ELECTRICAL DATA)

LED TYPE	LED QTY	VOLTAGE	POWER FREQUENCY	POWER FACTOR
ZOKO	2 CHIPS	120V - 277V	50 - 60HZ	> .90

PRODUCT SPECIFICATIONS (OTHERS)

FIXTURE MATERIAL	LIFE SPAN	STORAGE TEMP	OPERATING TEMP	PRODUCT DIMENSIONS	CARTON SIZE	
ABS THERMOPLASTIC	>50,000 HOURS	+10°C - +45°C 50°F - 113°F	+10°C - +45°C 50°F - 113°F	7.3125 X 2.1875 X 4.25 INCHES (185.73 X 55.56 X 107.95 MM)	8 X 2.25 X 4.50 INCHES (203.2X 57.15 X 114.3 MM)	

ADDITIONAL INFORMATION

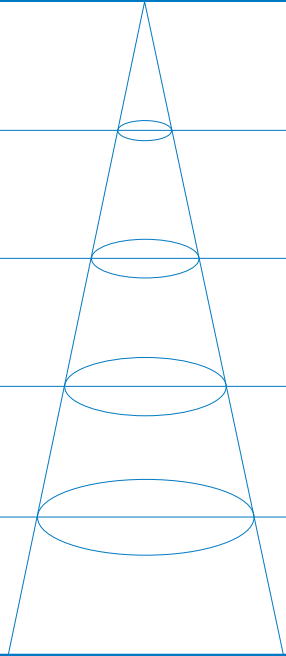
INSTALLATION METHOD	FIXTURE COLOR	OPERATION TYPE
CEILING MOUNT/WALL MOUNT	WHITE	LED HEADS OPERATE IN DC MODE // REMOTE HEADS OPERATE IN DC MODE

CATALOG #		TYPE
PROJECT		DATE
PREPARED BY		

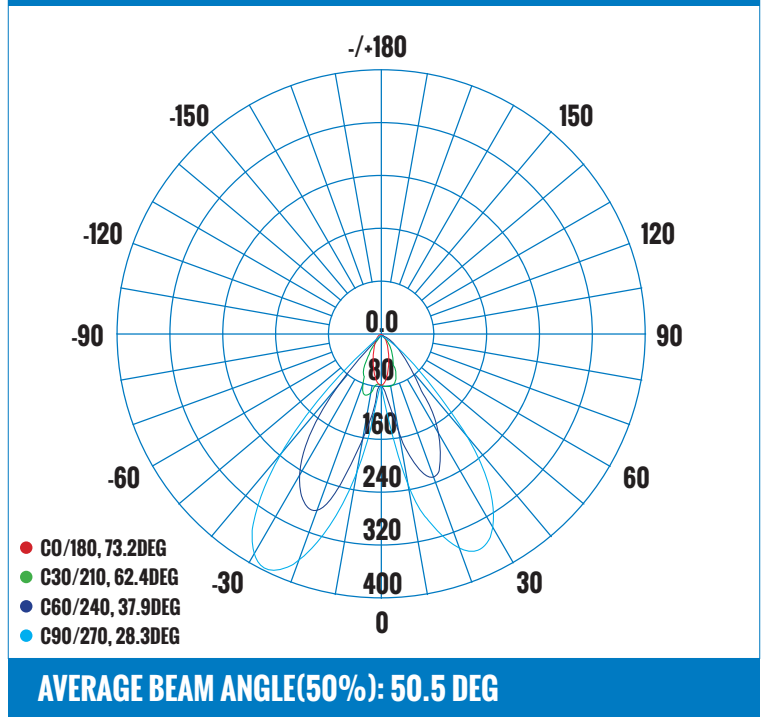
PRODUCT CODE: ER200WH-BUR4 LED DUAL HEAD EMERGENCY LIGHT

LUMINAIRE PHOTOMETRIC (TEST REPORT)

ILLUMINANCE (AT A DISTANCE) - FLUX OUT: 32.95LM

3.281FT 1M	14.57,27.531FC 156.8,296.3LX		1.652FT 50.36CM
6.562FT 2M	3.643,6.881FC 39.21,74.07LX		3.304FT 100.71CM
9.843FT 3M	1.619,3.058FC 17.43,32.92LX		4.956FT 151.07CM
13.12FT 4M	0.9107,1.720FC 9.802,18.52LX		6.608FT 201.42CM
16.4FT 5M	0.5828,1.101FC 6.273,11.85LX		8.261FT 251.78CM
HT	EAVG/EMAX	ANGLE: 28.26DEG	DIA

LUMINOUS INTENSITY DISTRIBUTION DIAGRAM



CERTIFICATIONS



DRIVER/LED CHIP



ACCESSORIES

**REPLACEMENT BATTERY
NMB-3.6V-1500**

ORDERING INFORMATION - ER SERIES

SERIES	MODEL	COLOR	FUNCTION	VOLTAGE	HEADS	WATTAGE
E.G. ER	200	WH	B	U	R	4
ER - EMERGENCY	200 - MODEL	WH - WHITE	B - SELF POWERED	U - 120-277V	R - ROUND	4 - 4W

Head Office - 1850 Wilson Ave. · Toronto, ON · M9M 1A1 · Tel: 416.741.7336 · Fax: 416.741.9104

Toll Free: in Canada. 1.800.661.9610 · in USA. 1.888.762.5384 (SOCKETS4U)

www.etlin-daniels.com · For sales/service questions · sales@etlin.com