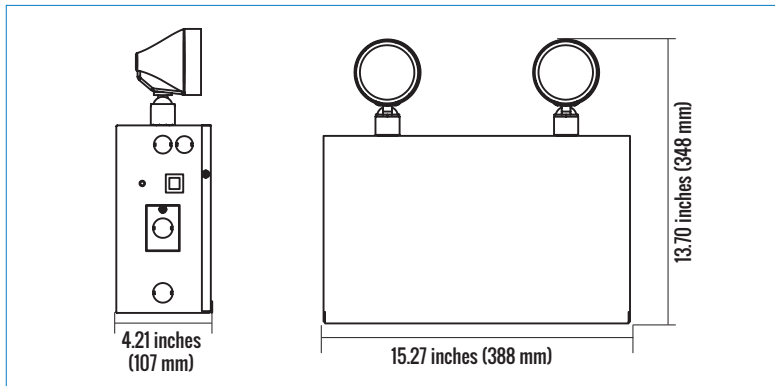


PRODUCT CODE: ER3275D-WHM-A13-BB-10RC

LED METAL EMERGENCY BATTERY UNIT WITH DUAL HEADS



### HOUSING/MOUNTING

The new Etlin-Daniels ER3275D-WHM-A13-BB-10RC LED Battery Combo Emergency Unit is constructed with a durable steel housing and thermoplastic 2 x 5W heads. This housing design has a back spider pattern knockout configuration to facilitate wall mounting. 2 fully adjustable heads provide bright and directional emergency illumination. The internal batteries can drive up to 265W of remote heads at 12VDC.

### FEATURES

- Emergency Battery Unit with Combo LED Heads.
- May power up to 265W remote heads at 12VDC.
- Durable steel housing with Thermoplastic 5W LED Combo Heads.
- 120V and 347V dual input operation.
- AC operation with DC battery back-up.
- Push button test switch.
- Diagnostic / Pilot LED for AC on.
- High performance battery provides for up to 120MIN of emergency back-up.
- 35 hour recharge required after 120MIN discharge.
- 24 hour recharge required after 120 minute discharge.
- Suitable for damp locations.
- UL Listed.
- 3 years limited warranty.

#### WATTAGE CAPACITY


VOLTAGE	30 min	60 min	90 min	120 min
12V	275W	137W	91W	68W

### PRODUCT SPECIFICATIONS (OPTICAL & ELECTRICAL DATA)

LED TYPE	LED QTY	VOLTAGE	LOW VOLTAGE	BACK UP TIME	POWER FREQUENCY	REMOTE CAPACITY	POWER FACTOR
SMD 5054	14 CHIPS	120V/347VAC	12VDC OP	120 MIN.	50/60HZ	265W	120V - .90 347V - .90

### PRODUCT SPECIFICATIONS

WATTAGE	FIXTURE MATERIAL	LIFE SPAN	STORAGE TEMP	OPERATING TEMP	PRODUCT DIMENSIONS	CARTON SIZE
18W-120V 21W-347V	METAL STEEL	>50,000 HOURS	-10°C--40°C +14°F--104°F	-15°C--35°C +59°F--95°F	15.27 X 13.70 X 14.21 INCHES (388 X 348 X 107 MM)	15.74 X 13.77 X 4.72 INCHES (400 X 350 X 120 MM)



### ADDITIONAL INFORMATION

#### INSTALLATION METHOD

WALL MOUNT

#### FIXTURE COLOR

WHITE METAL CONSTRUCTION

#### OPERATION TYPE

COMBO AND REMOTE HEADS OPERATE IN DC MODE

CATALOG #		TYPE
PROJECT		DATE
PREPARED BY		


**PRODUCT CODE: ER3275D-WHM-A13-BB-10RC**

**LED METAL EMERGENCY BATTERY UNIT WITH DUAL HEADS**

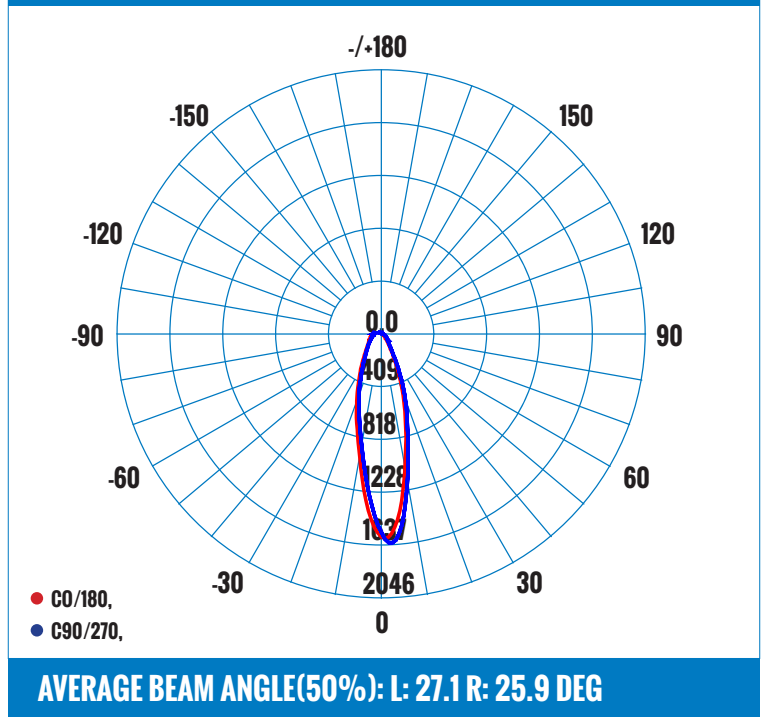


**LUMINAIRE PHOTOMETRIC (TEST REPORT)**

**ILLUMINANCE (AT A DISTANCE) - 848.15 LM**

4.92 FT 1.50 M	63.76, 67.58 FC 686.26, 727.44 LX		2.37 FT 0.72 M	
7.38 FT 2.25 M	28.34, 30.04 FC 305.00, 323.31 LX		3.56 FT 1.09 M	
11.48 FT 3.50 M	11.71, 12.41 FC 126.05, 133.61 LX		5.54 FT 1.69 M	
13.12 FT 4.00 M	8.97, 9.50 FC 96.51, 102.30 LX		6.33 FT 1.93 M	
16.40 FT 5.00 M	5.74, 6.08 FC 61.76, 65.47 LX		7.92 FT 2.41 M	
21.33 FT 6.50 M	3.40, 3.60 FC 36.55, 38.74 LX		10.29 FT 3.14 M	
22.97 FT 7.00 M	2.93, 3.10 FC 31.51, 33.40 LX		11.08 FT 3.38 M	
26.25 FT 8.00 M	2.24, 2.38 FC 24.13, 25.57 LX		12.67 FT 3.86 M	
29.53 FT 9.00 M	1.77, 1.88 FC 19.06, 20.21 LX		14.25 FT 4.34 M	
32.81 FT 10.00 M	1.43, 1.52 FC 15.44, 16.37		15.83 FT 4.83 M	
<b>HT</b>	<b>EAVG/EMAX</b>		<b>ANGLE: 0.5DEG</b>	<b>DIA</b>

**LUMINOUS INTENSITY DISTRIBUTION DIAGRAM**



**CERTIFICATIONS**

**ACCESSORIES**



**CAN ICES-005 (B) / NMB-005 (B)**

**REPLACEMENT BATTERY  
2 X LAB-12V-12AH**

**ORDERING INFORMATION - ER SERIES**

SERIES	WATTAGE	HEADS	COLOR	INPUT VOLTAGE	VOLTAGE	BATTERY	WATTAGE	REMOTE
E.G. ER3	275	D	WHM	A	13	BB	10	RC
ER3 - EMERGENCY	275 - 275W	D - DUAL	WHM - WHITE METAL	A - AC	13 - 120/347V	BB - BATTERY BACKUP	2 X 5W	RC - REMOTE CAPABILITY

Head Office - 1850 Wilson Ave. · Toronto, ON · M9M 1A1 · Tel: 416.741.7336 · Fax: 416.741.9104

Toll Free: in Canada. 1.800.661.9610 · in USA. 1.888.762.5384 (SOCKETS4U)

www.etlin-daniels.com · For sales/service questions - sales@etlin.com