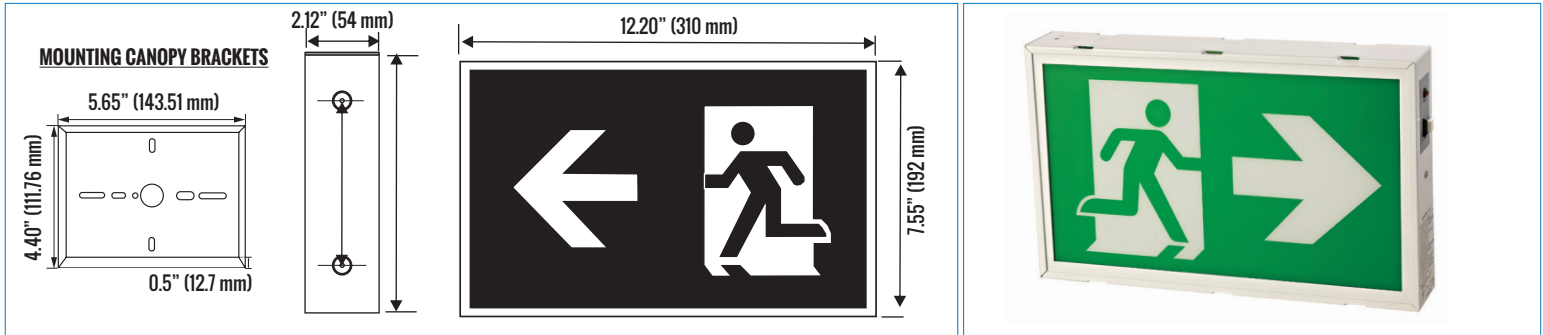


**PRODUCT CODE: EX300WHM-A13-BB-GU**
**LED METAL RUNNING MAN EXIT SIGN**


## HOUSING/MOUNTING

The new EX300WHM-A13-BB-GU LED Running Man Battery Backup Exit Sign is constructed of a durable steel and polycarbonate frame. The high quality LED light source is distributed evenly on the Running Man pictogram legends. The simple and easy to install design can be ceiling or end mounted using the furnished canopy kit, and the back-spider pattern knockout configuration provides for wall mounting. 3 LED Running Man pictogram legends allow for both single sided and dual sided usage. LED's operate in AC mode and emergency DC mode.


## FEATURES

- Compact Running Man battery backup LED Exit Sign.
- Durable steel housing.
- 3 Running Man pictogram legends for directional orientation.
- 120V & 347V dual input operation.
- 3W at 120V // 4W at 347V.
- AC operation with DC battery backup.
- Push button test switch / Pilot LED for AC on.
- 120 min battery backup with 3.6V 1000mAh Ni-cad battery.
- High performance Ni-Cad battery provides for 2 hours of emergency duration.
- 24 hour recharge after 2 hours discharge.
- Suitable for damp locations.
- cCSAus approved
- 3 years warranty.

## PRODUCT SPECIFICATIONS (OPTICAL & ELECTRICAL DATA)

LED TYPE	LED QTY	VOLTAGE	POWER FREQUENCY	POWER FACTOR
5ARUD12	10 CHIPS	120V/347V	60HZ	120V - .95 347V - .95

## PRODUCT SPECIFICATIONS

WATTAGE	FIXTURE MATERIAL	LIFE SPAN	STORAGE TEMP	OPERATING TEMP	PRODUCT DIMENSIONS	CARTON SIZE	
3W-120V 4W-347V	METAL STEEL	>50,000 HOURS	-10°C~+40°C +14°F~+104°F	-0°C~+40°C +32°F~+104°F	12.20 X 2.12 X 7.55 INCHES (310 X 54 X 192 MM)	12.87 X 2.67 X 8.85 INCHES (327 X 68 X 225 MM)	

## ADDITIONAL INFORMATION

INSTALLATION METHOD	FIXTURE COLOR	OPERATION TYPE
CEILING MOUNT/WALL MOUNT	WHITE WITH GREEN RUNNING MAN PICTOGRAMS	AC // DC EMERGENCY BATTERY BACKUP

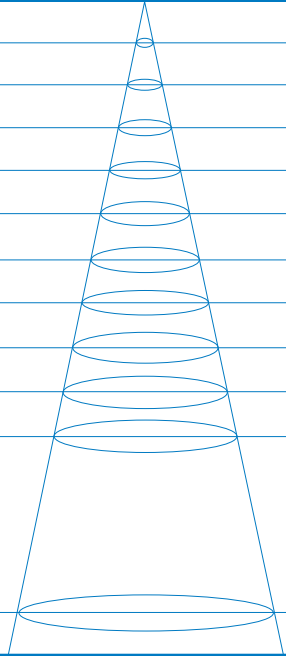
CATALOG #		TYPE
PROJECT		DATE
PREPARED BY		

**PRODUCT CODE: EX300WHM-A13-BB-GU**

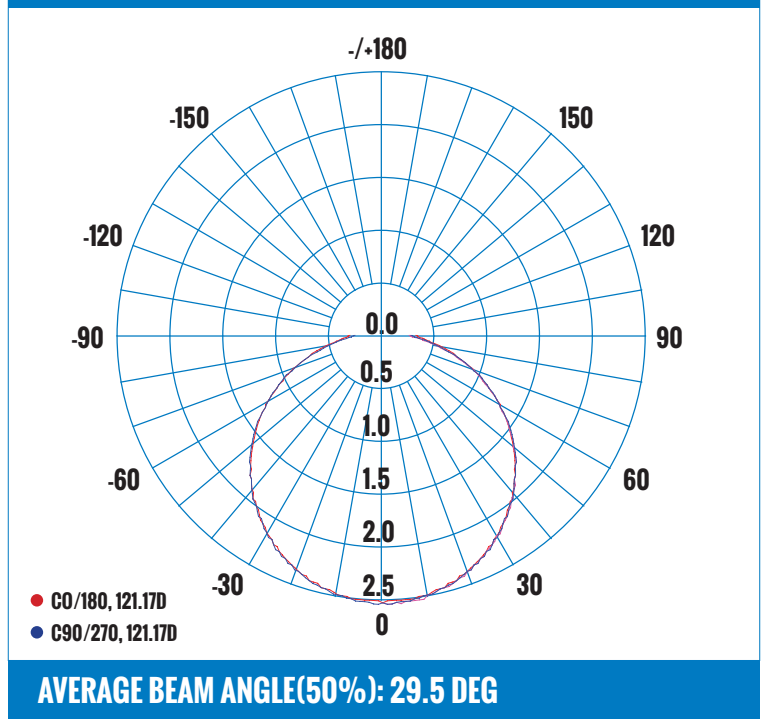
**LED METAL RUNNING MAN EXIT SIGN**

**LUMINAIRE PHOTOMETRIC (TEST REPORT)**

**ILLUMINANCE (AT A DISTANCE) -**

3.28FT 1M	2.53LX		11.59FT 353.5CM
6.56FT 2M	0.63LX		23.195FT 707CM
9.84FT 3M	0.28LX		34.79FT 1060.5CM
13.12FT 4M	0.16LX		46.39FT 1414CM
16.40FT 5M	0.10LX		57.98FT 1767.49CM
19.69FT 6M	0.07LX		69.58FT 2120.99CM
22.97FT 7M	0.05LX		81.18FT 2474.49CM
26.25FT 8M	0.04LX		92.78FT 2827.99CM
29.52FT 9M	0.03LX		104.37FT 3181.49CM
32.80FT 10M	0.03LX		115.97FT 3534.99CM
98.42FT 30M	0.00LX		347.93FT 10604.96CM
<b>HT</b>	<b>EAVG/EMAX</b>	<b>ANGLE: 121DEG</b>	<b>DIA</b>

**LUMINOUS INTENSITY DISTRIBUTION DIAGRAM**



**CERTIFICATIONS**



**DRIVER/LED CHIP**

**ACCESSORIES**

**REPLACEMENT BATTERY  
NCB-3.6V-1000**

**ORDERING INFORMATION - EX SERIES**

SERIES	MODEL	COLOR	INPUT VOLTAGE	VOLTAGE	BATTERY	FACE COLOR	MOUNTING
E.G. EX	300	WHM	A	13	BB	G	U
EX - EXIT	300 - MODEL	WHM - WHITE METAL	A - AC	13 - 120V/347V	BB - BATTERY BACKUP	G - GREEN	U - UNIVERSAL

Head Office - 1850 Wilson Ave. · Toronto, ON · M9M 1A1 · Tel: 416.741.7336 · Fax: 416.741.9104

Toll Free: in Canada. 1.800.661.9610 · in USA. 1.888.762.5384 (SOCKETS4U)

www.etlin-daniels.com · For sales/service questions - sales@etlin.com