
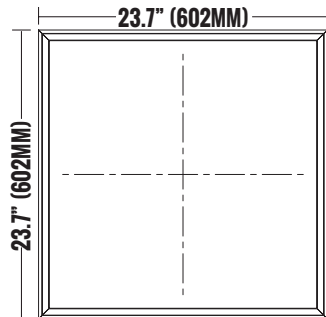


PRODUCT CODE: RTBP522P-M40WCO-WH
2X2 LED BACK LIT PANEL/MULTI-WATTAGE/3CCT


PRODUCT DESCRIPTION

The new Etlin-Daniels RTBP522P-M40WCO-WH LED Back Lit Flat Panel offers improved illumination, increased energy savings and greatly reduced maintenance over traditional fluorescent troffers. The PMMA lens provides for even and glare free illumination over the fixture's life.

This new generation is available in 120-347V, and also offers Multi-Wattage and 3CCT switching for the utmost in convenience. And this new generation is 125lm/w - DLC5.1 Premium. There are 4 mounting options available - recessed on t-bar, recessed drywall, surface and suspended. For further energy savings, take advantage of the 0-10V Continuous Dimming.

The new Etlin-Daniels RTBP5PM Series is the perfect compliment for any office, educational, healthcare, commercial or industrial applications, whether they are employed to retrofit or upgrade an existing site, or installed in a new build.

FEATURES

- Indoor LED Light Source
- Light weight, durable aluminum and polycarbonate housing.
- PMMA surface illumination for glare free uniformity.
- Flicker free performance.
- 4 mounting options - recessed t-bar, recessed drywall, surface and suspended
- 120-347V
- 125lm/w
- Multi-wattage - 25W / 30W / 40W
- 3CCT - 3500K / 4000K / 5000K
- Damp Location rated
- Earthquake clips for secure recessed applications
- 0-10V Continuous Dimming
- 5 year warranty
- L70 - 50,000 hours.
- DLC5.1

SOLD IN PACKAGES OF 2 UNITS


PRODUCT SPECIFICATIONS (OPTICAL DATA)

PRODUCT SPECIFICATIONS (ELECTRICAL DATA)

LED TYPE	LED QTY	WATTAGE	COLOR TEMPERATURE	LUMENS	SYSTEM EFFICACY	CRI	BEAM ANGLE	POWER EFFICIENCY	POWER FACTOR	HARMONIC DISTORTION
RUNLITE 2835	96 CHIPS	25W - 3500K - 3275 LM / 4000K - 3266 LM / 5000K - 3185 LM 30W - 3500K - 3610 LM / 4000K - 3606 LM / 5000K - 3501 LM 40W - 3500K - 4937 LM / 4000K - 4742 LM / 5000K - 5000 LM			125LM/W	>80 CRI	110°	>88%	>0.90	<15%

PRODUCT SPECIFICATIONS

VOLTAGES	POWER FREQ.	FIXTURE MATERIAL	LIFE SPAN	STORAGE TEMP	OPERATING TEMP	PRODUCT DIMENSIONS	CARTON SIZE
120-347V	50-60HZ	ALUMINUM	>50,000 HOURS	-25°C~40°C -13°F~104°F	-25°C~40°C -13°F~104°F	23.7 X 23.7 X 1.2 INCHES (602 X 602 X 30 MM)	25 X 3.34 X 25 INCHES (635 X 85 X 635 MM)



ADDITIONAL INFORMATION

INSTALLATION METHOD

RECESSED/SURFACE/SUSPENDED

FIXTURE COLOR

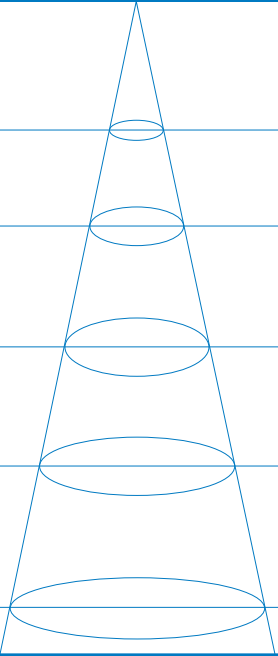
WHITE ALUMINUM FRAME

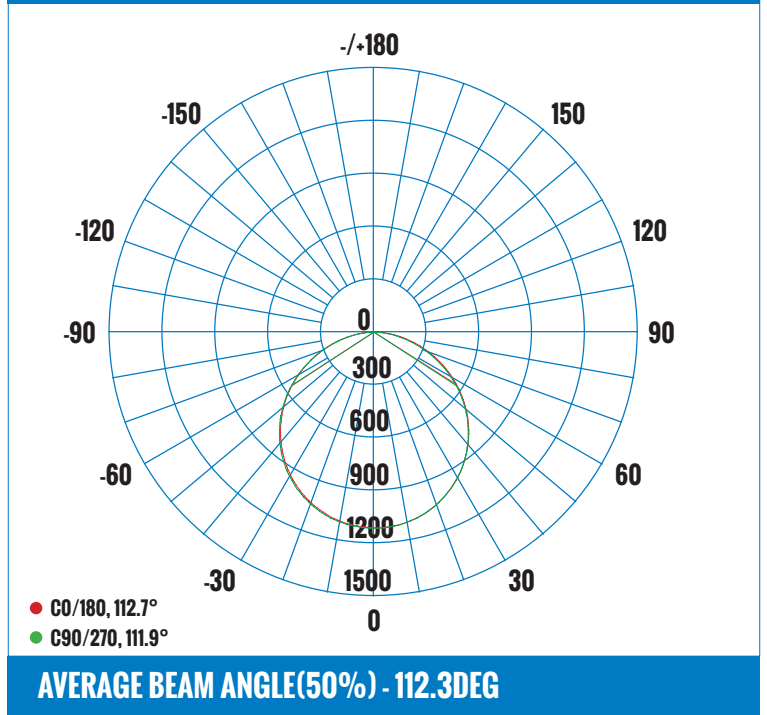
CONTROL TYPE

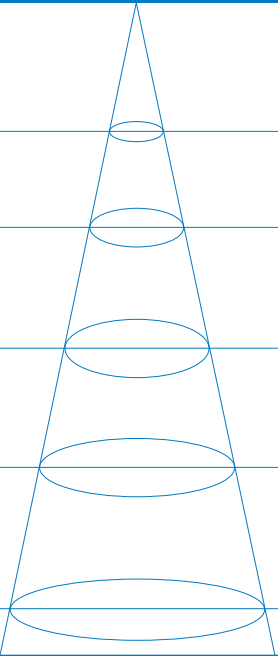
0-10V CONTINUOUS DIMMING

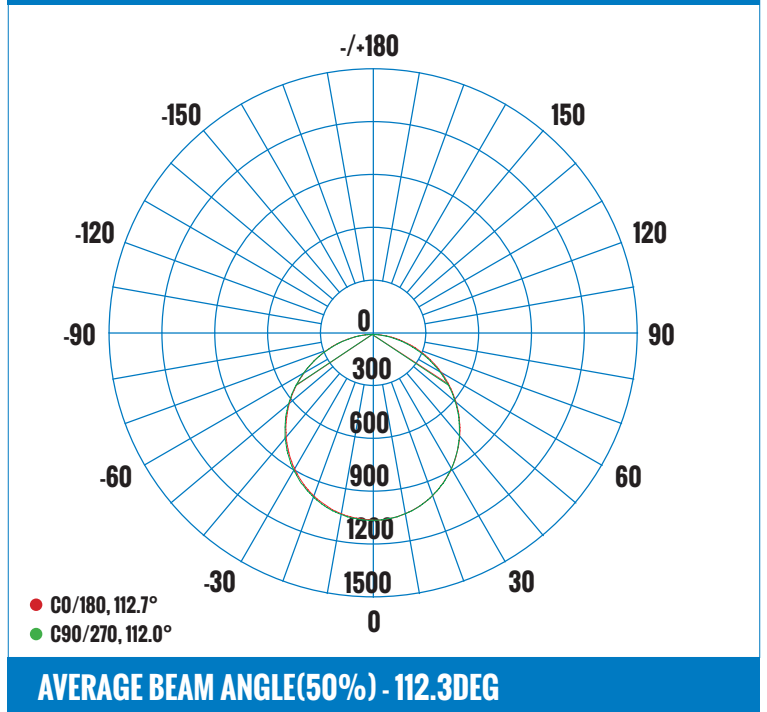
PRODUCT CODE: RTBP522P-M40WCO-WH
2X2 LED BACK LIT PANEL/MULTI-WATTAGE/3CCT

LUMINAIRE PHOTOMETRIC (TEST REPORT) - 25W 3500K
ILLUMINANCE (AT A DISTANCE) - FLUX OUT: 2361LM

1.64FT 0.5M	1368, 4558 LX		147.93 CM
3.28FT 1M	341.9, 1139 LX		295.86 CM
4.92FT 1.5M	152.0, 506.4 LX		443.80 CM
6.56FT 2M	85.47, 284.9 LX		591.73 CM
8.20FT 2.5M	54.70, 182.3 LX		739.66 CM
HT	EAVG/EMAX	ANGLE: 111.88DEG	DIA

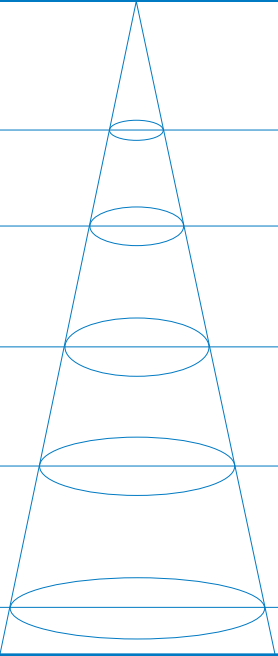
LUMINOUS INTENSITY DISTRIBUTION DIAGRAM

LUMINAIRE PHOTOMETRIC (TEST REPORT) - 25W 4000K
ILLUMINANCE (AT A DISTANCE) - FLUX OUT: 2354LM

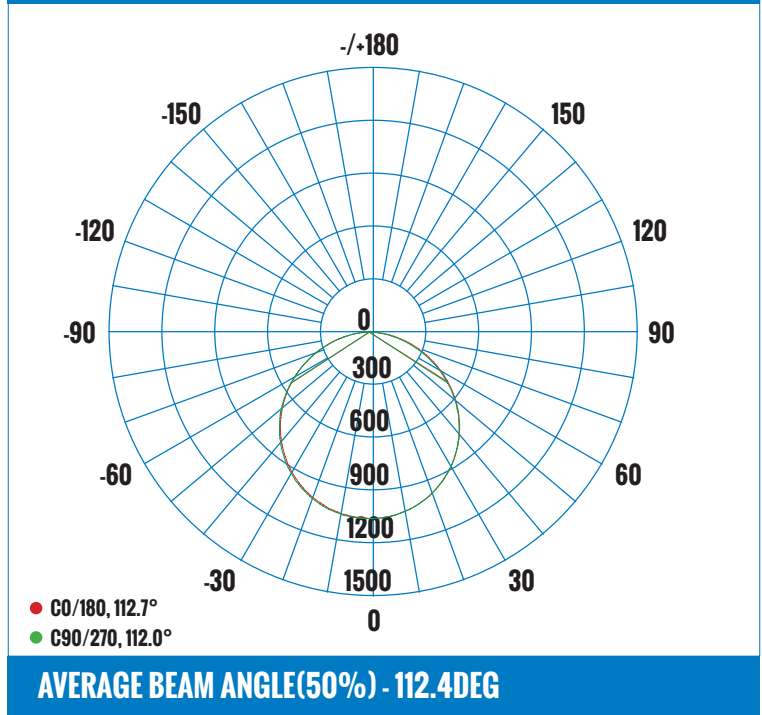
1.64FT 0.5M	1364, 4544 LX		148.16 CM
3.28FT 1M	340.9, 1136 LX		296.31 CM
4.92FT 1.5M	151.5, 504.9 LX		444.47 CM
6.56FT 2M	85.23, 284.0 LX		592.62 CM
8.20FT 2.5M	54.55, 181.8 LX		740.78 CM
HT	EAVG/EMAX	ANGLE: 111.96DEG	DIA

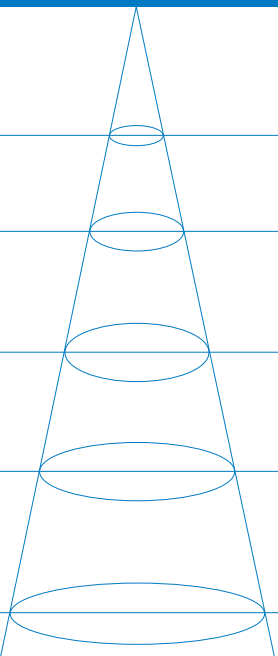
LUMINOUS INTENSITY DISTRIBUTION DIAGRAM


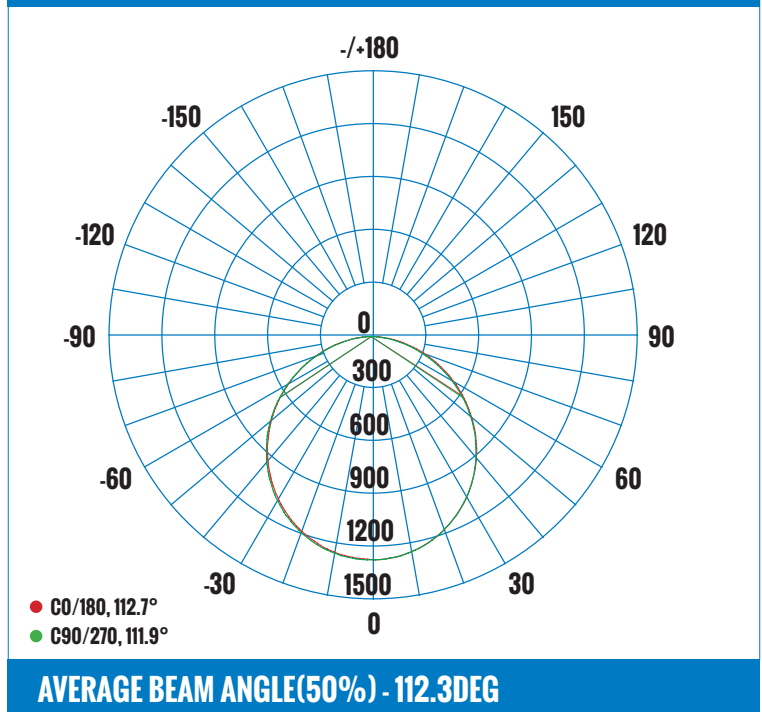
PRODUCT CODE: RTBP522P-M40WCO-WH
2X2 LED BACK LIT PANEL/MULTI-WATTAGE/3CCT

LUMINAIRE PHOTOMETRIC (TEST REPORT) - 25W 5000K
ILLUMINANCE (AT A DISTANCE) - FLUX OUT: 2296LM

1.64FT 0.5M	1330, 4431 LX		148.10 CM
3.28FT 1M	332.5, 1108 LX		296.20 CM
4.92FT 1.5M	147.8, 492.3 LX		444.30 CM
6.56FT 2M	83.14, 276.9 LX		592.40 CM
8.20FT 2.5M	53.21, 177.21 LX		740.50 CM
HT	EAVG/EMAX	ANGLE: 111.94DEG	DIA

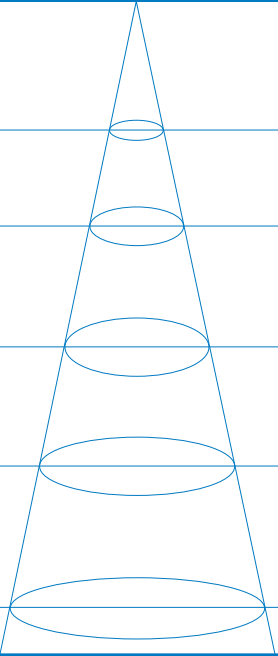
LUMINOUS INTENSITY DISTRIBUTION DIAGRAM

LUMINAIRE PHOTOMETRIC (TEST REPORT) - 30W 3500K
ILLUMINANCE (AT A DISTANCE) - FLUX OUT: 2602LM

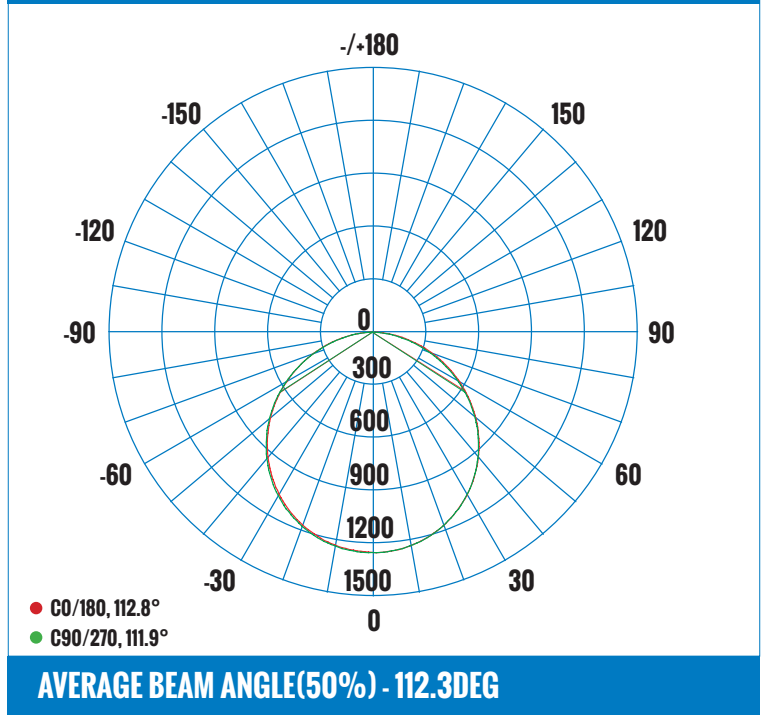
1.64FT 0.5M	1507, 5028 LX		147.77 CM
3.28FT 1M	376.8, 1257 LX		295.53 CM
4.92FT 1.5M	167.5, 558.7 LX		443.30 CM
6.56FT 2M	94.20, 314.2 LX		591.06 CM
8.20FT 2.5M	60.29, 201.1 LX		738.83 CM
HT	EAVG/EMAX	ANGLE: 111.82DEG	DIA

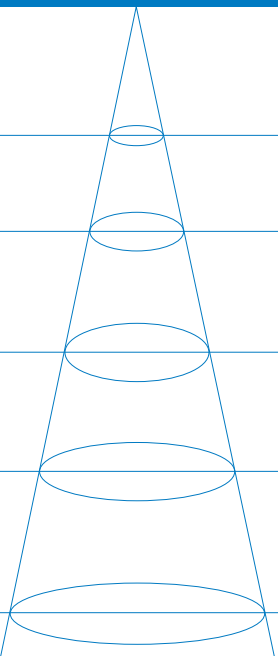
LUMINOUS INTENSITY DISTRIBUTION DIAGRAM


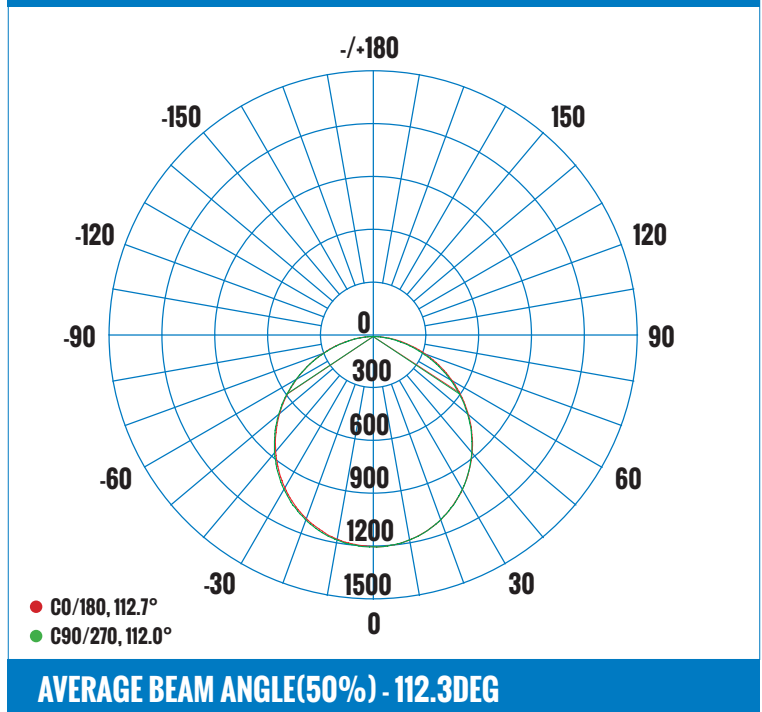
PRODUCT CODE: RTBP522P-M40WCO-WH
2X2 LED BACK LIT PANEL/MULTI-WATTAGE/3CCT

LUMINAIRE PHOTOMETRIC (TEST REPORT) - 30W 4000K
ILLUMINANCE (AT A DISTANCE) - FLUX OUT: 2599LM

1.64FT 0.5M	1506, 5018 LX		148.10 CM
3.28FT 1M	376.4, 1254 LX		296.20 CM
4.92FT 1.5M	167.3, 557.5 LX		444.30 CM
6.56FT 2M	94.11, 313.6 LX		592.40 CM
8.20FT 2.5M	60.23, 200.7 LX		740.50 CM
HT	EAVG/EMAX	ANGLE: 111.94DEG	DIA

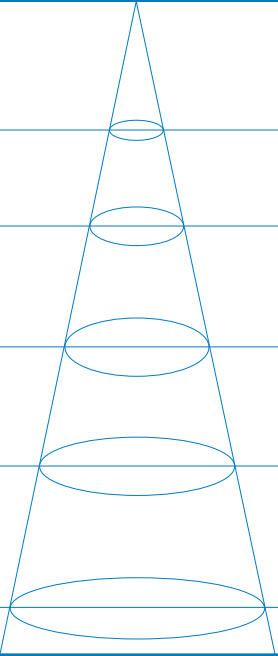
LUMINOUS INTENSITY DISTRIBUTION DIAGRAM

LUMINAIRE PHOTOMETRIC (TEST REPORT) - 30W 5000K
ILLUMINANCE (AT A DISTANCE) - FLUX OUT: 2523LM

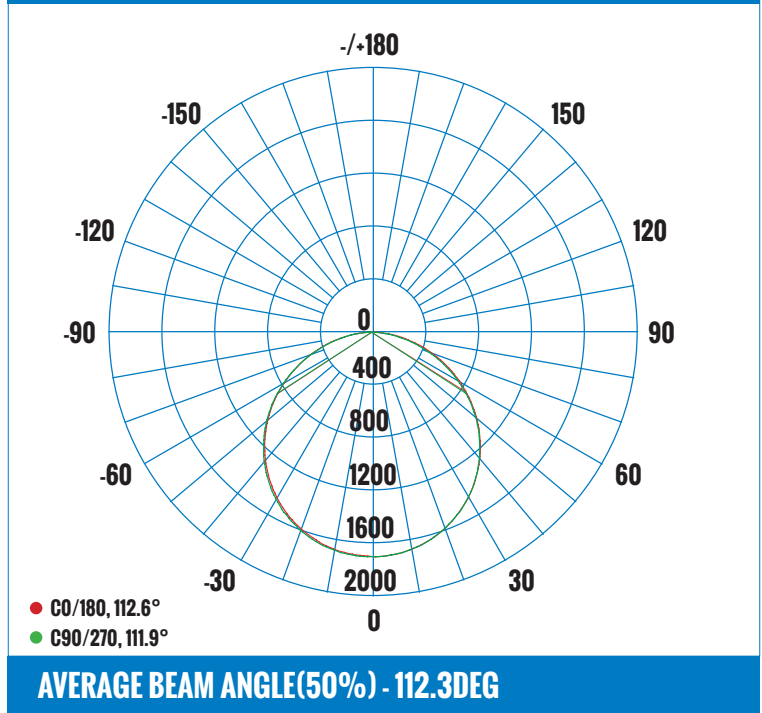
1.64FT 0.5M	1462, 4871 LX		148.10 CM
3.28FT 1M	365.4, 1218 LX		296.20 CM
4.92FT 1.5M	162.4, 541.2 LX		444.30 CM
6.56FT 2M	91.36, 304.4 LX		592.40 CM
8.20FT 2.5M	58.47, 194.8 LX		740.50 CM
HT	EAVG/EMAX	ANGLE: 111.94DEG	DIA

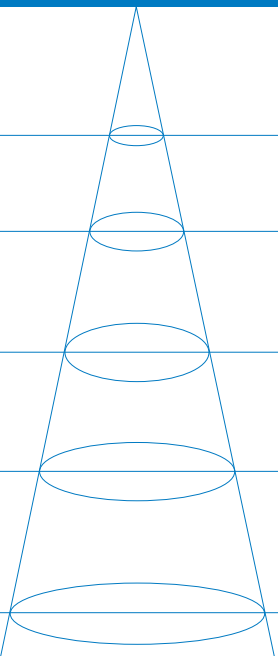
LUMINOUS INTENSITY DISTRIBUTION DIAGRAM


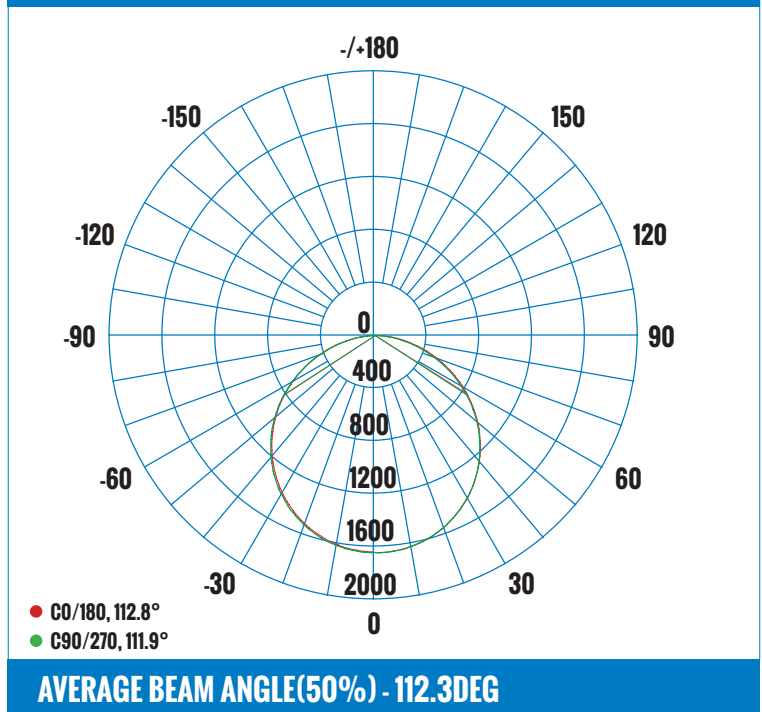
PRODUCT CODE: RTBP522P-M40WCO-WH
2X2 LED BACK LIT PANEL/MULTI-WATTAGE/3CCT

LUMINAIRE PHOTOMETRIC (TEST REPORT) - 40W 3500K
ILLUMINANCE (AT A DISTANCE) - FLUX OUT: 3558LM

1.64FT 0.5M	2061, 6882 LX		147.60 CM
3.28FT 1M	515.3, 1721 LX		295.20 CM
4.92FT 1.5M	229.0, 764.7 LX		442.80 CM
6.56FT 2M	128.8, 430.1 LX		590.40 CM
8.20FT 2.5M	82.45, 275.3 LX		737.99 CM
HT	EAVG/EMAX	ANGLE: 111.76DEG	DIA

LUMINOUS INTENSITY DISTRIBUTION DIAGRAM

LUMINAIRE PHOTOMETRIC (TEST REPORT) - 40W 4000K
ILLUMINANCE (AT A DISTANCE) - FLUX OUT: 3418LM

1.64FT 0.5M	1980, 6598 LX		148.10 CM
3.28FT 1M	495.0, 1649 LX		296.20 CM
4.92FT 1.5M	220.0, 733.1 LX		444.30 CM
6.56FT 2M	123.8, 412.3 LX		592.40 CM
8.20FT 2.5M	79.20, 263.9 LX		740.50 CM
HT	EAVG/EMAX	ANGLE: 111.94DEG	DIA

LUMINOUS INTENSITY DISTRIBUTION DIAGRAM


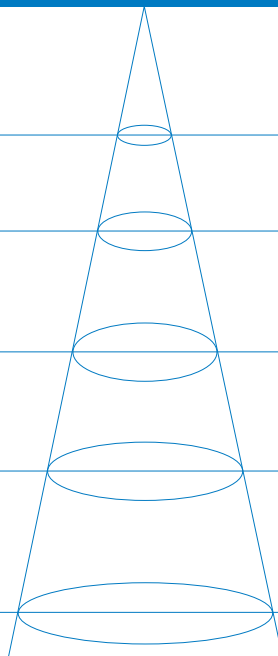
PRODUCT CODE: RTBP522P-M40WCO-WH

2X2 LED BACK LIT PANEL/MULTI-WATTAGE/3CCT

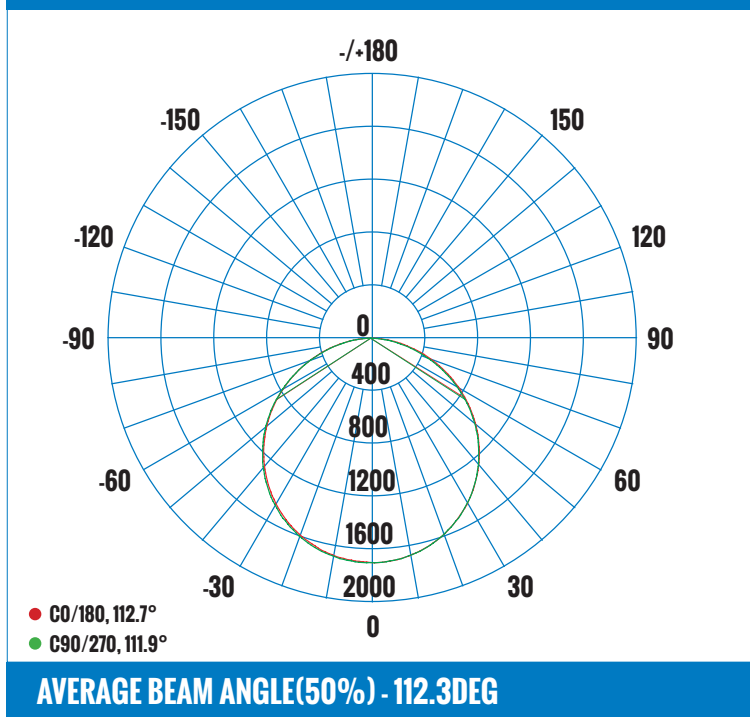


LUMINAIRE PHOTOMETRIC (TEST REPORT) - 40W 5000K

ILLUMINANCE (AT A DISTANCE) - FLUX OUT: 3604LM

1.64FT 0.5M	2088, 6956 LX		148.04 CM
3.28FT 1M	521.9, 1739 LX		296.09 CM
4.92FT 1.5M	232.0, 772.9 LX		444.13 CM
6.56FT 2M	130.5, 434.8 LX		592.17 CM
8.20FT 2.5M	83.51, 278.3 LX		740.22 CM
HT	EAVG/EMAX	ANGLE: 111.92DEG	DIA

LUMINOUS INTENSITY DISTRIBUTION DIAGRAM



CERTIFICATIONS



CAN ICES-005 (B) / NMB-005 (B)

DRIVER/LED CHIP



MOUNTING OPTIONS



CABLE SUSPENSION KIT FOR FLAT PANEL - SUSPENSION CABLES 1 METER IN LENGTH. PART#: RTBP5SPK-M



DRYWALL KIT FOR RTBP522-M / RTBP522P-M PART#:RTBP5DWK-22M



SURFACE MOUNT KIT FOR RTBP522-M / RTBP522P-M PART#:RTBP5SMK-22M

WARNING - BACK LIT FLAT PANELS REQUIRE BACK LIT SURFACE MOUNT KITS.

ORDERING INFORMATION - RTBP5 SERIES

SERIES	SIZE	PREMIUM	WATTS	VOLTAGE	COLOR TEMPERATURE	DIMMABLE	FINISH
E.G. RTBP5	22	P	M40	W	C	0	WH
RTBP5 - BACKLIT PANEL	22 - 2X2	P - PREMIUM	M40 - MULTI-WATTAGE	W - 120-347V	C - CHANGEABLE COLOR	0 - 0-10V	WH - WHITE
5 SERIES			25W / 30W / 40W		3500K / 4000K / 5000K	CONTINUOUS DIMMING	

Head Office - 1850 Wilson Ave. · Toronto, ON · M9M 1A1 · Tel: 416.741.7336 · Fax: 416.741.9104

Toll Free: in Canada. 1.800.661.9610 · in USA. 1.888.762.5384 (SOCKETS4U)

www.etlin-daniels.com · For sales/service questions - sales@etlin.com